




Installation Guides

This page provides specific instructions, recipes and tips for specific server environments. For a "typical" install in a Linux-Apache-MySQL web hosting environment like most web hosting companies provide, see [Installation](#).

For tips on installing Tiki with specific web hosting companies see below.

Environment	Help Page	Comments
Remote		
SourceForge hosted 	SourceForge Install	
GNU/Linux 		
Generic GNU/Linux + Apache	Linux Install	
Debian or Debian-based 	Debian Install	
Ubuntu Server	Ubuntu Install	
Gentoo Linux ebuild instructions	Gentoo Install	
Mitel SME Server	Mitel SME Install	http://www.e-smith.org
Apache Virtual Hosting	MultiTiki Virtual Hosting Install	
Gforge Server	Gforge Install	Very easy for multitiki's
FreeBSD		
FreeBSD	FreeBSD Install	
Multitiki (on GNU/Linux)		
"Virtual Hosting" based	MultiTiki Recipe	
"Subdirectories" based	MultiTiki Akira (or GForge Install for GForge'd sites)	
Intranet / Local Installations		
GNU/Linux (Fedora) + Apache	Linux Intranet Install	
Mac		
Mac OS X (Server)	OS X Install	
Windows		
Desktop	Windows Desktop Install	
Server	Windows Server Install	
x86 Checkout Version		
GNU/Linux Live CD + Tikiwiki	TikiLive CD	download, burn, reboot (or use it with VMWarePlayer)
VMware		
VMware Player	TikiWiki VMware Appliance (or TikiLive CD + VMWare Live CD player)	
Moving		
Move Tiki to another server	Move Tiki to a new server	Worked for me. Feel free to add!

For more information on the Tiki installation process

- [Database Performance](#) and [Performance](#) have tips to improve server performance
- Upgrade Instructions are at [Upgrade](#)
- [Linux](#)