

See also [Rating](#) and [Deliberation](#).

Plugin Convene

This [wiki plugin](#), introduced in [Tiki9](#), allows users to convene a date from a list of alternatives. Users indicate their preferences and the best option is highlighted as the best date for such convention.

The screenshot shows the 'Convene' plugin interface. At the top, it displays 'CHOICES: Ok (+1) Not ok (-1) Unconfirmed (+0)'. Below this is a table for a 'Meeting for next month' with columns for dates: 2012-05-19 11:00, 2012-05-20 11:00, 2012-05-26 11:00, and 2012-05-27 11:00. The table has rows for users: Mary, Xavi, and admin. Mary has a green checkmark for the first date, a red 'X' for the second, and a question mark for the others. Xavi has a green checkmark for the first date, a red 'X' for the second, and a green checkmark for the third. Admin has a red 'X' for the first date, a green checkmark for the second, and a green checkmark for the third. Below the table are 'Add User' and 'Add Date' buttons. A 'Remove date' button is also present. A 'Send winning choice to the predefined Calendar' button is at the bottom right. A 'STEP 1: Write username + press ENTER' box is at the bottom left. A 'STEP 2: Edit user choices' box is at the top left. A 'STEP 3: Choose your options' box is at the bottom right. A 'STEP 4: Save' box is at the bottom left. A 'Remove user choices' button is at the top left.

Click to enlarge

Requirements

You need to have the calendar feature enabled, and at least one calendar created for this feature to work.

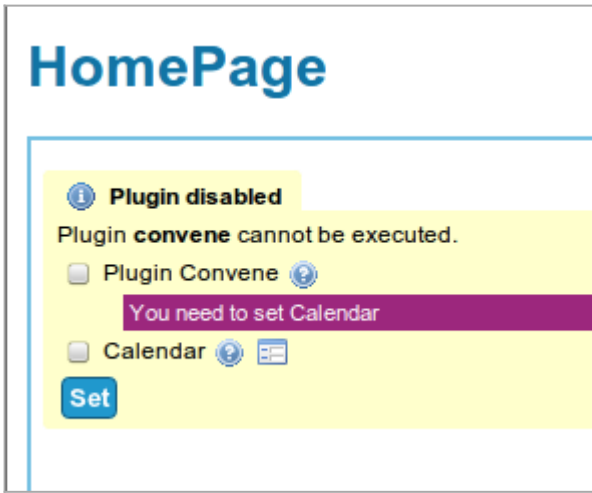
How to use it

The first step is to call the plugin within a wiki page, either by the popup helper as usual for plugins, or directly by means of adding this text to a wiki page:

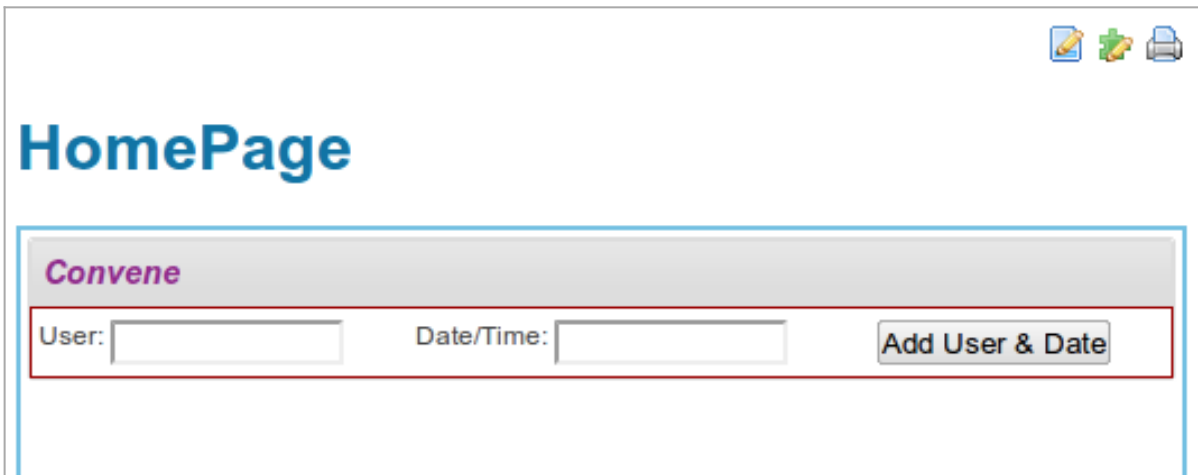
```
{convene}
```

The screenshot shows a wiki page editor titled 'Edit: HomePage'. It has two tabs: 'Edit page' and 'Properties'. Below the tabs is a toolbar with various icons for text formatting (bold, italic, underline, strikethrough), links, images, tables, and other editing tools. Below the toolbar is a text area containing the text `{convene}`.

Then, when you save the page, Tiki will check whether you have all the required tiki features enabled. If not, and in case you have admin rights, you will be offered from that page to enable those required features (PluginConvene itself and the calendar feature)



Once the required features are enabled, in that same wiki page you will be offered the option to provide the first user and date to create a new convention proposal:



As user you can use any name (a registered username in Tiki or not), and for the date you will be allowed to select a date from a popup calendar with time sliders below for easy selection:



HomePage

Convene

User:

Date/Time:

December 2011

Su	Mo	Tu	We	Th	Fr	Sa
				1	2	3
4	5	6	7	8	9	10
11	12	13	14	15	16	17
18	19	20	21	22	23	24
25	26	27	28	29	30	31

Time
05:27

Hour

Minute

Thank you for ins

The entire Tiki Community would like to tha

How To Get Start

Tiki has more than 1000 features and settin



Once the selection is saved, the user will have the option to add new proposed dates for the convention/meeting by means of the icon on the left column:





HomePage

Add new proposed dates

Convene

 Thursday 15 of December, 2011 04:27:00 UTC 

 admin

0 

After the initial set of options for the convention/meeting are set, the page will look like something like this for anonymous users visiting the website:

Meeting for next month				
	2012-05-19 11:00	2012-05-20 11:00	2012-05-26 11:00	2012-05-27 11:00
Mary	✓		?	?
Xavi	✓		✓	?
admin		✓	✓	?
	1	-1	2 ✓	0

When logged in as a user with admin perms, you will see a few other icons which allow you to keep adding new date options or new users:

Meeting for next month				
	2012-05-19 11:00	2012-05-20 11:00	2012-05-26 11:00	2012-05-27 11:00
✎ Mary	✓		?	?
✎ Xavi	✓		✓	?
✎ admin		✓	✓	?
<input type="text" value="Add User"/>	1	-1	2	0

All data from users choices is stored in the wiki page, and therefore, there is a history of changes from which users and/or ip's, as with any other wiki page in Tiki.

Last, see again the options allowed by all icons in the pluginconvene interface:

CHOICES: Ok (+1) Not ok (-1) Unconfirmed (+0)

STEP 2: Edit user choices

Remove user choices

STEP 1: Write username + press ENTER

Remove date

Add date

Send winning choice to the predefined Calendar

Convene

STEP 3: Choose your options

STEP 4: Save

Custom background colors

You can use custom colors in your tiki site for the background of the cells. Example:

```
.convene-ok { background-color: #6d6; }
.convene-no { background-color: #d66; }
.convene-unconfirmed { background-color: #eee; }
```

Or even set background color to transparent (none) or white, as you wish.

Time zones

- Each user adds their time and date in their time zone, and it will automatically be stored as UTC time.

Parameters

- A param `dateformat` exists to indicate that date and time has to be shown in "short" (default) or "long" formats, following the site-wide parameter specified elsewhere by the admin Control Panels > General > Date and time > Formats

Suggest meeting dates and times and vote to select one

Introduced in Tiki 9.

[Go to the source code](#)

Preferences required: `wikiplugin_convене`, `feature_calendar`

Parameters	Accepted Values	Description	Default	Since
(body of plugin)		Convене data generated from user input		
<code>title</code>		Title for the event	Convене	9.0
<code>autolock</code>	<code>datetime</code>	Lock this plugin at a certain time and date (format YYYY-MM-DD hh:mm)		20.2
<code>id</code>	<code>text</code>	Leave blank automatically generate.		23.0
<code>minvotes</code>	<code>digits</code>	Minimum number of votes needed to show Add-to-Calendar icon, so that new users do not see a potentially confusing icon before the convене has enough information on it	3	10.3
<code>dateformatother</code>	<code>text</code>	Use a custom format string for the dates using PHP "DateTime::format" parameters, e.g. D j M h:i		23.0
<code>calendarid</code>	<code>digits</code>	ID number of the site calendar in which to store the date for the events with the most votes	1	9.0
<code>dateformat</code>	(blank) short long other	Display date and time in short or long format, according to the site wide setting (or use "other" to specify a custom format below)	short	9.0
<code>locked</code>	(blank) y n	Prevent further votes or changes from the interface.	n	20.2
<code>adminperms</code>	(blank) y n	Only admins can edit or delete other users' votes and dates. N.B. This is a guide only as if a user can edit the page they can change this setting, it is intended to make the plugin easier to use for most users.	y	9.0

avatars	(blank) y n	Show user's profile pictures next to their names.	y	9.0
voteoptions	<i>separator:</i> ,	Comma-separated for personalized set of vote options	-1=Not OK,0=Unconfirmed,1=OK	24.0

Aliases

[Plugin Convene](#) | [PluginDoodle](#) | [Plugin Doodle](#) | [Doodle](#) | [PluginScheduler](#) | | [Plugin Scheduler](#)