

Tracker Settings tab

Related Topics






Overview

Configure general settings to determine how trackers behave.

- [Tracker Admin](#)
- [PluginTracker](#)

To Access

From the [Trackers](#) page, click the **Settings** tab.

Option	Description	Default
Trackers	Database and form generator	Enabled
Synchronize remote tracker	Enable a tracker to be cloned on a remote host, and synchronize the data locally on demand.	Disabled
Tracker Import-Export	Allows management of import/export tracker profiles and management of custom list formats.	Enabled
Duplicate tracker items	Allow copying tracker item information to a new tracker item. If the item has an item-link linked, it will automatically create new child item. This last can be turned on and off per case on the item-link tracker fields options.	Disabled
Tracker item export memory limit	Temporarily adjust the memory limit to use during Tracker item export. Depending on the volume of data, some large operations require more memory. Increasing it locally, per operation, allows to keep a lower memory limit globally. Keep in mind that memory usage is still limited to what is available on the server.  <i>for example: 256M</i>	None
Tracker item export time limit	Temporarily adjust the time limit to use during Tracker item export. Depending on the volume of data, some requests may take longer. Increase the time limit locally to resolve the issue. Use reasonable values.  <i>for example: 30</i>	None
Tracker item import memory limit	Temporarily adjust the memory limit to use during Tracker item import. Depending on the volume of data, some large operations require more memory. Increasing it locally, per operation, allows to keep a lower memory limit globally. Keep in mind that memory usage is still limited to what is available on the server.  <i>for example: 256M</i>	None
Tracker item import time limit	Temporarily adjust the time limit to use during Tracker item import. Depending on the volume of data, some requests may take longer. Increase the time limit locally to resolve the issue. Use reasonable values.  <i>for example: 30</i>	None
Tracker clear time limit	Temporarily adjust the time limit to use during Tracker clear. Depending on the volume of data, some requests may take longer. Increase the time limit locally to resolve the issue. Use reasonable values.  <i>for example: 30</i>	None

Option	Description	Default
Warn on edit conflict	When another user is editing a page, spreadsheet or tracker item, you will be warned about a possible conflict. This feature is useful to prevent collisions when editing.	Enabled
Inline editing	Enable inline editing of certain values. Currently limited to tracker item fields.	Disabled
Tracker list inline editing	Enable inline editing of all fields on the tracker list page.	Enabled
All new trackers are restricted to wiki page access only by default	Option "Restrict non admins to wiki page access only" is not checked by default.	Disabled
Display Wiki-Only status in trackers list	Show whether trackers are restricted to wiki page access for non-admin users.	Disabled
Display categories in trackers list	Add a new column with tracker categories in the admin trackers list.	Disabled
Tracker report resize button	Add a button to resize long tracker reports.	Disabled
Show comments below items	Show comments for a tracker item below the item itself as in other trackers, instead of enclosed in a tab	Disabled
Insert and edit items in a tab	Edit tracker items in a tab instead of a popup dialog.	Disabled
Show tracker status in objectlink	Show the status when doing an objectlink. This can be used to show the status in tracker screens but not in outputs.	Enabled
Always notify watchers	Send item updated notifications to watchers even if nothing has changed.	Disabled
Rewrite tiki-view_tracker.php?itemId=yyy to Prefixyyy page	This redirection uses the wiki prefix alias feature	Disabled
Tracker item links use prefix alias	Links for tracker items will use the prefix alias automatically everywhere.	Enabled
Tracker title in SEFURL	To display the title, you should disable `Rewrite tiki-view_tracker.php?itemId=yyy to Prefixyyy page`	Enabled
Tracker list order	Default order for the main tracker list. ☰ Id Ascending Id Descending Created Ascending Created Descending Name Ascending Name Descending Last Modified Ascending Last Modified Descending Number of Items Ascending Number of Items Descending	Created Descending
Tracker History Diff Style	Default style for tracker history. ☰ Original Side-by-side diff Inline diff Unified diff	Side-by-side diff
Maximum users in drop-down lists	Use jQuery autocomplete text input to prevent out-of-memory errors and performance issues when the user list is very large.	50 users

Option	Description	Default
Show user's real name	Use the user's real name instead of log-in name in the autocomplete selector in trackers 👉 <i>This is a global switch for the parameter "Show real name if possible". Requires activation in the options of each User Selector field independently.</i>	Disabled
Object selector threshold	Number of records after which the object selectors will request searching instead of selecting from a list.	250 records
Object selector search field	Field or (comma separated) fields to search when filtering in an object selector. e.g. "content" (default "title")	Title
Object selector wildcard search		Enabled
Refresh item link items when the master is modified	To be used when item link is used in trackers so that the index remains in good shape when data on the master that is indexed with the detail is modified and used to search on.	Enabled
Refresh items list items when related items are created or modified	Use this to enable the ItemsList fields to refresh their content in the search index when related tracker items are created or modified.	Disabled
Allow searching for existing files in the tracker files field	Search files using the search index.	Enabled
Index Tracker Category names	Index the names and paths of category field values 👉 <i>Requires reindexing</i>	Enabled
Change field types	Allow field type to be changed after creation. ⚠️ <i>Use with care!</i>	Enabled
Tracker Field Rules	Conditional rules for tracker fields. ⚠️ <i>Experimental new feature, expect some issues.</i> 🛠️	Enabled
Numeric field data modification via scroll	Allow the numeric field data to be changed on movement of mousepad or mouse scroll ⚙️ Disabled Use default behavior of the browser (browsers have different behaviors)	Disabled
Allow autoincrement fields start value to be reset to a new value	In some use cases like sequential numbers that begin by the current year, e.g. 20210001, the autoincrement value may have to be annually reset. In this case, just update the start value in the field definition. ⚠️ <i>Use with care, potential for data loss.</i> 🛠️	Disabled
Default locale for currency formatting	Currency fields use a system locale to format the output of currency values. Set the default one here when none is selected in the field themselves. Visit "Server Check" page for a list of available system locales.	None
Sync wiki page name to linked tracker field	When the wiki page is renamed or when the value of the tracker field that is linked to the wiki page is changed, make the corresponding change as well to the other linked via tiki.wiki.linkedfield relation.	Disabled

Option	Description	Default
Redirect page views to the linked tracker item	Redirect the user to the tracker item when trying to view a wiki page that has a linked tracker item via tiki.wiki.linkeditem relation. Can be bypassed by adding &admin (?admin in sefurl) to the URL. ▲ <i>To get to the wiki page after activation, you can add &admin (?admin in sefurl) to the URL.</i>	Disabled
Storage	Location where tracker attachment files are stored ☰ Database Filesystem	Database
Directory path	Path of a directory on Tiki's host, such as /var/www/. For confidentiality, this directory should not be web accessible. PHP must be able to read/write to the directory.	None
Require users to fill in tracker information	Require users to fill in a tracker form if not done already by prompting them with a modal dialog.	Disabled
Tracker ID of tracker required to be filled in	A tracker for articles must contain an "Articles" field	None
Mandatory tracker field to check for required filling in	The permname of field that is checked to see if user has completed the form. If field is empty, user has not completed it.	None
Fields that are asked for in the modal for force-filling	Comma-separated permanent names of fields that are requested in the modal for required filling in. If empty, all fields are requested	None
Force users to upload an avatar.	Require the user to upload a profile picture if they haven't done so already by prompting them with a modal popup.	Disabled

Additional settings information

Duplicate tracker items (tracker_clone_item)

The option "Clone tracker items" has been renamed "Duplicate tracker items" all over Tiki since Tiki version 25 to improve user understand and consistency.

This option is applied over all the tracker and allow copying tracker item information to a new tracker item. It is disabled by default.

This option is tracker wide and does not depend of an extra permission. When you enable it, admins or user with the "Can admin trackers (tiki_p_admin_trackers)" will see a additional option in the tracker action menu: "Duplicate".

When duplicating an item, some field like the Category won't be populated and stay blank ready to be edited. Other field with an auto-assignment option like the user-selector field with assign to creator will then be populated accordingly (if admin duplicate an item, the children items with a user-selector field will be assigned to admin). See [Trackers; Duplicate a trackeritem on an item used in another tracker will create duplication for all the items where the original item is used](#)

Important Notice: The code is also checking if the item has children through item link, if items in other trackers are linked to the parent item using an item link tracker field. If items are found **they are also duplicated** silently. See [Trackers; Duplicate a trackeritem on an item used in another tracker will create duplication for all the items where the original item is used](#)