

Ä-Ä' Äž~Ä-Ä'Ä-Ä§€Ä-~ Ä«Ä²^Ä-Ä-ÄÄ-€ Ä-™ „Ä«Ä£€Ä«~Ä-Ä§€ Ä-•ŠÄ-•~Ä-ŠÄµÄ«^Ä«Ä.


ÄŠÄ, Ä«ž~Ä-Ä»Ä¸Ä-Ä- Ä• „Ä«“€ Ä-Ä¶”Ä²Ä°€Ä•~Ä²Ä, Ä°

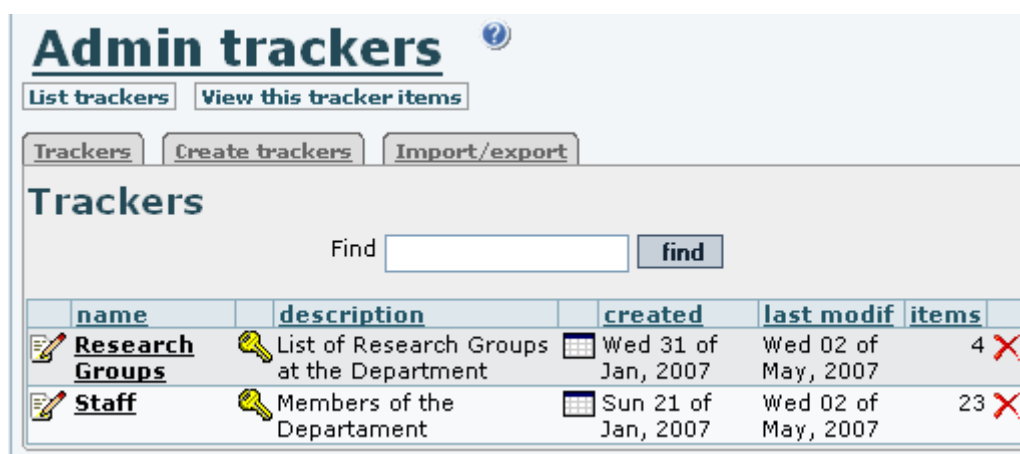
ÄŠÄ, Ä«ž~Ä-Ä»Ä¸Ä«Ä¶Ä¼ Ä«Ä§€Ä«“œÄ«Š” 4Ä«Ä”Ä²Ä³, Ä-Ä¸' 2Ä«Ä²^Ä-Ä§Ä, Ä«Ä”Ä²Ä³,













In Tiki, the columns of this tracker are called **fields** and rows are **items**. Trackers can have any set of fields and any number of items. The columns, or fields, will contain the data about each row, or item, in the table. You can add, remove and list items that you want to track. You can add comments or attach files to each item tracked. You can assign users and groups to each item and, when the item is opened, it will appear in the user-preferences screen. You can monitor Trackers by email. Simple workflows can be modeled using one or more Trackers.

To make a Tracker useful and usable, you add some fields to it to capture the data you want to collect. You can administer fields by going to the the "Admin Trackers" list, and clicking the Fields icon (  ).



	<u>name</u>	<u>description</u>	<u>created</u>	<u>last modif</u>	<u>items</u>
	<b>Research Groups</b>	 List of Research Groups at the Department	 Wed 31 of Jan, 2007	Wed 02 of May, 2007	4 
	<b>Staff</b>	 Members of the Department	 Sun 21 of Jan, 2007	Wed 02 of May, 2007	23 

To add a field, click the Fields action from the Trackers list, then fill in the form that appears indicating the field name, field type, and any applicable options. You can use the field types listed at the end of this page.

At least one of the fields in your Tracker must be the "main" field, which links to the item's details from the Tracker listing. This attribute is controlled by the "Column links to edit/view item?" checkbox. You can also indicate if the field is visible or not in the Tracker item list using the "Is column visible when listing tracker items?" checkbox. If a Tracker has a lot of fields you may want to use this checkbox to remove some of them from the item listing, for easier viewing.

## Admin tracker: Staff

[List trackers](#)[Admin trackers](#)[Edit this tracker](#)[View this tracker items](#)

### Edit tracker fields

Name:	Name and surnames
Type:	text field
<i>Text options: 1,size,prepend,append,max with size in chars, prepend will be displayed before the field append will be displayed just after, max is the maximum number of characters that can be saved, and initial 1 to make that next text field or checkbox is in same row. If you indicate only 1 it means next field is in same row too.</i>	0,20,,,100
Is column visible when listing tracker items?	<input checked="" type="checkbox"/>
Column links to edit/view item?	<input checked="" type="checkbox"/>
Column is searchable?	<input checked="" type="checkbox"/>
Field is public? (for use thru trackerlist plugin)	<input checked="" type="checkbox"/>
Field is hidden?	not hidden
Field is mandatory?	<input checked="" type="checkbox"/>
Order	10
	<input type="button" value="Save"/>

Some Tracker field types have options you can set. For example, the drop-down field's items are entered separated by commas. The default value for a drop-down field is set by entering the value twice consecutively, separated by comma. The default can be set to any item in the list, no matter what position the item is placed in the list. In the screenshot below "Academic Staff" has been set as the default by entering it twice.

## Edit tracker fields

Name:	Activity
Type: <i>Dropdown options: list of items separated with commas.Default value is specified by having the value indicated twice consecutively</i>	drop down Academic Staff,Academic Staff,Research Staff,Academi
Is column visible when listing tracker items?	<input checked="" type="checkbox"/>
Column links to edit/view item?	<input type="checkbox"/>
Column is searchable?	<input checked="" type="checkbox"/>
Field is public? (for use thru trackerlist plugin)	<input checked="" type="checkbox"/>
Field is hidden?	not hidden
Field is mandatory?	<input checked="" type="checkbox"/>
Order	70
	<input type="button" value="Save"/>

Once you have entered several fields, defining their type, options and visibility, you will see a list similar to this one:

Tracker fields												
Find <input type="text"/> <input type="button" value="find"/> 100 rows												
Id	position	name	type	options	isMain	Tbl vis	Searchable	Public	Hidden	Mandatory		
5	<a href="#">edit</a>	10	Name and surnames	text field	0,20,,,100	y	y	y	y	n	y	
8	<a href="#">edit</a>	20	User	user selector	1	n	y	n	y	n	y	
41	<a href="#">edit</a>	25	Group	item link	5,26	n	y	y	y	n	n	
9	<a href="#">edit</a>	30	Group IP	items list	5,29,8,26,1	n	y	y	y	n	n	
11	<a href="#">edit</a>	40	Phone	numeric field		n	y	n	y	n	y	
30	<a href="#">edit</a>	50	E-mail	email	1	n	y	y	y	n	y	
12	<a href="#">edit</a>	60	Contract type	drop down	Professor,Associate Professor,Assistant...	n	n	n	y	n	y	
35	<a href="#">edit</a>	70	Activity	drop down	Academic Staff,Research Staff,Academic...	n	y	y	y	n	y	
36	<a href="#">edit</a>	80	Office	text field		n	y	y	y	n	n	
39	<a href="#">edit</a>	85	Picture	image	50,50,100,100,400	n	n	n	y	n	n	
37	<a href="#">edit</a>	90	Web	text field		n	n	n	y	n	n	
38	<a href="#">edit</a>	100	Active?	drop down	yes,yes,no	n	n	n	y	y	y	
40	<a href="#">edit</a>	120	Campus	drop down	Ramon Margalef Building - 1st floor,...	n	n	n	y	n	n	

Page: 1/1  
[1](#)

Note in this graphic the "is main" column. A "y" or yes, means you have checked the "Column links to edit/view item?" checkbox. The list also indicates whether a field will be visible in the item listing, and allows you to edit or remove fields accordingly using this list's Actions.

**Hint:** One default field in any tracker is the "Status" field, which tracks whether an item is open or closed. This field is *not* visible in the Fields listing.

## EXPLANATION OF FIELDS

**Local URL:** tiki-admin\_tracker\_fields.php?trackerId=2

Each form includes a number of different fields:

<b>OPTION</b>	<b>CHOICES</b>	<b>EXPLANATION</b>
<b>Name</b>	<i>any text</i>	This field name is placed above the button or text field, it should be phrased as a query. e.g. (use Role: or "what is your role")

## THE PARAMETERS OF A FIELD

All tracker fields have parameters, which control how they work and display in the tracker. For more info see [tracker field types](#). Here is an explanation of some of the options common to many fields.



**OPTION**

**Type**

# CHOICES

## PARAMETERS

## EXPLANATION

### Text input

*size*

*prepend*

will be displayed before the field

*append*

will be displayed just after

*max with size in chars*

*max is the maximum number of characters that can be saved*



*1 to make the next text field or checkbox is in same row*

*If you indicate only 1 it means next field is in same row too*

**Textare**

*quicktags*

1 for on, 0 for off

*width(in characters)*

width=

*height(in characters)*

height=

*max(characters saved)*

max=



*listmax (number of characters displayed in list mode)*

listmax=

**Drop  
down  
combo**

a "choose one" input, enter text options separated by commas ([example](#))

**Check  
box**

a "boolean" on/off  
yes/no true/false  
field

put 1 if you need that  
next field is on the  
same row.

**Radio  
button**

a "choose one" input, text options separated by commas.

**S**



**Date/time** Date & time picker

**ime**

**User** allows a selection from the list of site's users ([more information](#))

*1*

Uses the item creator's login

*2*

Uses the last modifier's login

**Group** select a group from the list of site's groups ([more information](#))





*1* Uses the item creator's group

*2* Uses the last modifier's group

**IP** records an IP address ( [more information](#) )

**Select  
or**

*1* Choose the item creator's IP

*2* Displays the last modifier's IP



**Country** A dropdown of all countries

**y**

**Select**

**or**

*1* Displays only country name

*2* Displays only country flag

*(none)* Displays both name and flag.

**Numeric**



<i>1</i>	display the next field in the same row
<i>size</i>	in characters
<i>prepend'</i>	text displayed before the field
<i>append</i>	will be displayed just after

**Image** Allows user to upload an image



*xListSize*

size in pixels of the horizontal axis in "List View" mode  
(automatically rescaled if the upload image is larger)

*yListSize*

size in pixels of the vertical axis in "List View" mode  
(automatically rescaled if the upload image is higher)





*xDetailsSize*

size in pixels of the horizontal axis in "Item View" mode  
(automatically rescaled if the upload image is larger)

*yDetailsSize*

size in pixels of the vertical axis in "Item View" mode  
(automatically rescaled if the upload image is higher)



*uploadLimitScale*

maximum size of a picture. If the image is larger or higher, the uploaded image will be rescaled automatically- the initial image will not be saved

**Header** Creates a new section in create tracker item view (divides the form into sections), Field title is displayed as heading 2, description below.

**Action** Label,post,tiki-index\_raw.php,page:fieldname,highlight=test



**Category** applies a category to the tracker item  
([example](#))

*parentId*

applies the same category as the tracker

*radio*

lists the available categories so the user can choose one

*checkbox*

(default) lists the available categories so that the user can check all that apply



**Multiselect** Allows selection of multiple values from a defined set of options. ([Multiselect Tracker Field](#))

**Item Link** Links (related) items from one tracker to another ([example](#) )

*trackerId*

enter the tracker ID number to be linked to.

*fieldId*

enter the corresponding field ID





*linkToItem*

links to item from trackerId whichever fieldId matches the content of that field.

*1*

to create a link to items in view mode and listing  
*linkToItems*

*0*

to create a link to the item in view mode

*0*

to create a link to the item in listmode



**Items list** displays the list of displayFieldIdThere from item in tracker trackerId where fieldIdThere matches fieldIdHere. linkToItems 1|0

*trackerId*

*fieldIdThere*

*fieldIdHere*

*displayFieldIdThere*

**Email  
address  
SS**



- 0* displays the address as plain text
- 1* displays a hex encoded mailto link (more difficult for web spiders to pick it up and spam)
- 2* displays the normal href mailto.

**Subscription** Set up a counter and allow users subscription to an event that is the tracker item. ([more information](#))



**Dyna  
mic  
Items  
list** Refresh "dynamically" a list based on another list. For example, when i select "Solaris" in the first list "Solaris, Windows, Linux, ...", the dynamic list does a request to obtains its items like "Solaris 2.9, Solaris 2.10, ...". If i select "Windows" in the first list, the second list change "dynamically" its content to "Windows 2000, Windows XP, ...". *(In Tikiwiki 1.10)*

---

For more detail [Tracker Field Type](#)

---

**OPTION**



---

**CHOICES**      **EXPLANATION**

**Is column visible when listing tracker items?**

**Column links to edit/view item?**

**Column is searchable?**

**Field is public?**

**Field is hidden?**

*tick/untick* Adds/removes the column from the list view.

*tick/untick* links from list view to item view, normally only the leading column should link

*tick/untick* makes column data searchable by . . .

*tick/untick* hides/reveals columns displayed using the trackerlist plugin.

*tick/untick* 'not hidden': every body who can see the item can see and edit the field.



" 'visible by admin only': only admin can see and edit the field and its value.

" 'editable by admin': everybody who can see the item can see the field and its value, but only admin can edit their value.

" 'visible by creator and admin': the field and its value can be seen in tracker list only for admin and only for a new item or an item belonging to a user (see @@ for the definition of belonging)



" 'visibleBy' with a list of groups: After all the previous conditions have been checked, the user default group must be in the list of these groups to see the field. A field that is seen but not editable appears in an input form.

" 'editableBy' with a list of groups: After all the previous conditions have been checked, the user default group must be in the list of these groups to see and edit the field

**Field is mandatory?**

**Order:**

**Description:**

---



*tick/untick* User must complete this field to save the item. Usually to be mandatory means that the value must not be empty. But a mandatory checkbox has no sense, because a checkbox has always a value y or n (yes/no). If you want a behavior like for a disclaimer, please use a mandatory radio button (accept/do not accept)

*integer* Row order of the field  
descriptive text which is (sometimes) included in the cell with the input field

---

You can find more information on these tracker fields here:

• [Action Tracker Field](#)

- [Articles Tracker Field](#)
- [Attachment Field](#)
- [Auto-Increment Field](#)
- [Category Tracker Field](#)
- [Checkbox Tracker Field](#)
- [Computed Tracker Field](#)
- [Currency Amount Tracker Field](#)
- [Date Tracker Fields](#)
- [Drop Down - Radio Tracker Field](#)
- [Duration Tracker field](#)
- [Dynamic items list](#)
- [Email Tracker Field](#)
- [Email folders Tracker Field](#)
- [Files Tracker Field](#)
- [Geographic feature Tracker Field](#)
- [Google Maps Tracker Field](#)
- [Heading Tracker Field](#)
- [Icon Tracker Field](#)
- [Image Tracker Field](#)
- [In Group Field](#)
- [Items List and Item Link Tracker Fields](#)

- Kaltura Tracker Field
- Language Tracker Field
- LDAP Tracker Field
- Location Tracker Field
- Mathematical Calculation Tracker Field
- Multiselect Tracker Field
- Numeric Tracker Field
- Rating Tracker Field
- Relations Tracker Field
- Selector Tracker Fields
  - Country Selector
  - Group selector
  - IP selector
  - Page selector
  - User selector
- Show.t.o Tracker Field
- Stars Field
- Static Text Tracker Field
- Subscription Tracker Field
- System Tracker Field
- Tags Tracker Field

- Textarea Tracker Field
  - Text Tracker Field
  - Tiki Manager Tracker Field
  - URL Tracker Field
  - User Groups
  - User Preference Field
  - Webservice tracker field
  - Wiki page tracker field
-