

Blogs Config



ADMIN ACCESS

To access administration, go to **Home Page** and, on the **Menu**, click on "**Admin (click!)**".

SECTIONS: TIKI ADMIN PANEL

You will access the **Sections Tiki Config** Panel , as shown in this graphics:



BLOG SETTINGS



..

From the Tiki Config Panel, click the Blogs icon to display its settings panel, the top of which appears like so:

Blog settings

Home Blog (main blog)

Blog features

Rankings:

Blog level comments:

Post level comments:

Spellchecking:

Default ordering for blog listing:

In blog listing show user as:

Blog listing configuration (when listing available blogs)

title

description

creation date

last modification time

user

posts

visits

activity

Blog comments settings

Default number of comments per page:

Comments default ordering:

HOME BLOG (MAIN BLOG)

The Home Blog will have the following properties:

- If not selected it will default to the first blog created.

- It's where you go if you click on blogs in the main menu (without expanding the menu).
- It's where you go as the home page if you select the home page to be a blog (in the general settings).

BLOG FEATURES

Enable/disable rankings/comments and you can select which is the Home Blog.

BLOG LISTINGS CONFIGURATION

BLOG COMMENTS SETTINGS

BLOG ARCHIVES

You can see the blog archives using the module **months_links**, which will also allow you to see links for other years posts.

Archives

[July 2010 \(1\)](#)
[June 2010 \(4\)](#)
[May 2010 \(3\)](#)
[April 2010 \(2\)](#)

Archives

[Juillet 2010 \(1\)](#)
[Juin 2010 \(4\)](#)
[Mai 2010 \(3\)](#)
[Avril 2010 \(2\)](#)

Архивы

[Июль 2010 \(1\)](#)
[Июнь 2010 \(5\)](#)
[Апрель 2010 \(1\)](#)

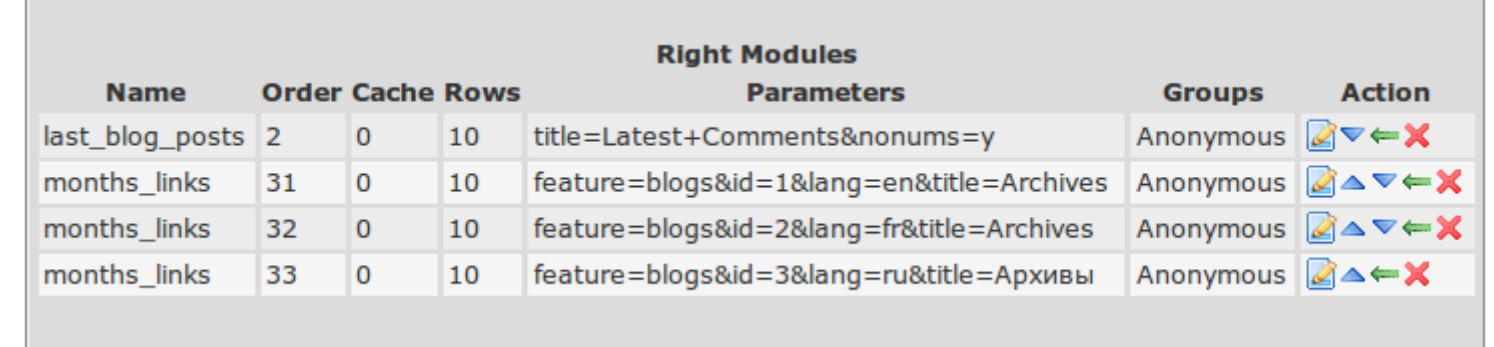
Module shown
when **English**
is selected as
language



















Module shown
when **French**
is selected as
language

Module shown
when **Russian**
is selected as
language

Note that the number of blog posts per year can vary depending on the language

In order to have this module configured, you have to add some parameters as in the screenshot below:



Right Modules						
Name	Order	Cache	Rows	Parameters	Groups	Action
last_blog_posts	2	0	10	title=Latest+Comments&nonums=y	Anonymous	   
months_links	31	0	10	feature=blogs&id=1&lang=en&title=Archives	Anonymous	    
months_links	32	0	10	feature=blogs&id=2&lang=fr&title=Archives	Anonymous	    
months_links	33	0	10	feature=blogs&id=3&lang=ru&title=Архивы	Anonymous	   

So this way, each language can have a module specific for that language, showing the posts of that blog (one blog per language), for a given time frame, specified in the parameters of the module definition.

In addition, you can show blog posts between two dates in a wiki page using the [Blog list](#) plugin, with the parameters for start date and end date.

FROM HERE

- ✘ Learn how to administer daily TikiWiki's blog functions in [Blogs Admin](#).
- ✘ Curious to see what's under the hood? See [Blog Ref](#) for the details.

alias

[Blog Archives](#)