

Date Tracker Fields

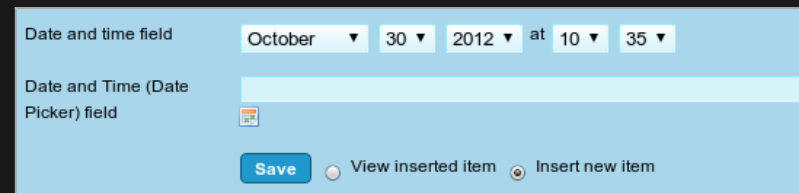
The [Tiki Trackers](#) features uses different type of tracker field to add, edit and manage date and time value for trackeritems to have a timestamp, to manage ranges of dates, to create calendar items, etc. This allows Tiki to be configured in many different ways and able to handle any kind of documents or items like forms, contracts, orders, events, validity, user informations, subscription and many more.

See also [Duration Tracker field](#)

There are more than one option to manage dates and time in [trackers](#) and trackeritems to allow maximum of flexibility in your configuration. Here a simple description for each one. Check the relevant tab for more details.

- Date and Time (**dropdown**) (Tiki9+)
This will display 3 to 5 fields selector dropdown
- Date and Time (single **date picker**) (Tiki9+)
This will display a selector through a calendar
- Date and Time (**calendar item/event**) (Tiki18+)
This will allow to create (and link) the trackeritem to a calendar item/event

DATE AND TIME (DROPDOWN)&NBSP;(TIKI9+)



The screenshot displays a user interface for configuring a date and time field. It features two rows of input fields. The first row, labeled "Date and time field", contains five dropdown menus: "October", "30", "2012", "at", and "10 35". The second row, labeled "Date and Time (Date Picker) field", contains a single large input field with a calendar icon on the left. Below these fields are three buttons: "Save", "View inserted item", and "Insert new item".

Click to expand

The options are:

Parameters	Value
Type	dt or d
start_year	4 digits number
end_year	4 digits number
Default selection	Current Date or Blank

Description

dt for date and time, d for date

first year in the drop down (ex: 1968)

last year in the drop down (ex: 2020)

Indicates if blank dates should be allowed.. allows to have date not set. 'Blank' means that the default is blank.

If the parameter `date_time` is 'd', the user will be asked to enter only a date not a time. If the param `blank_date` is 'blank', the user can not fill empty the field.

If the field is flagged as Mandatory, this option is ignored. If the field is flagged as *not* Mandatory, then the addition of an empty option will default the field to a blank date instead of the current date or the stored date for the field.

Date can be blank, but does not default to blank. Blank by selecting empty in any date field.

DATE AND TIME (DATE&NBSP;PICKER)

Provides jQuery-UI date picker select a date and optionally time.

The options are:

Parameters

Type

Default value

Value

Date and Time / Date only

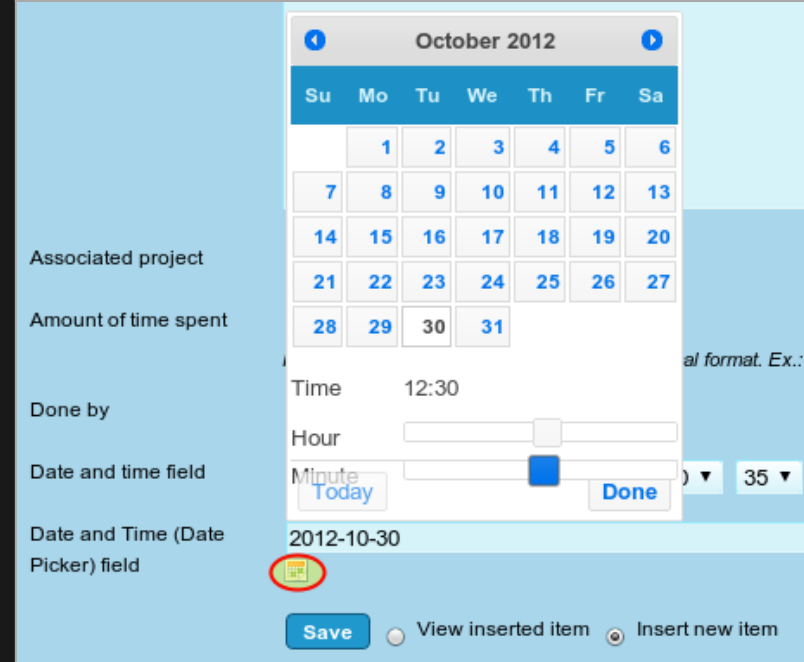
None (undefined) / Item creation date and time

Description

Components to be included

Default date and time for new items

At tracker item insertion time, when the user clicks at the little calendar-like icon, the Date picker JQuery widget will show up:



Click to expand

DATE AND TIME (CALENDAR ITEM)&NBSP;(TIKI18+)

This field allows to associate calendar items with tracker items. Added in [Tiki18](#)

The options are:

Parameters

Values

Calendar Id

Description

Calendar to use for associated events

Show Event Id

Default value None - Item creation date and time

Not before

Not after

Type Date and Time - Date only

Start year

End year

Show an input for the event id when editing the field,
allow lost events to be reattached

Default date and time for new items

Field ID from this tracker to compare the value against
and validate it is not before that timestamp.

Field ID from this tracker to compare the value against
and validate it is not after that timestamp.

Components to be included

Year to allow selecting from

Year to allow selecting to

Default selection Current Date - Blank

Time Ago No - Yes

Item Date Field No - Yes

Indicates if blank dates should be allowed

Use timeago.js if the feature is enabled

Use this date as the item's global date in the search index.

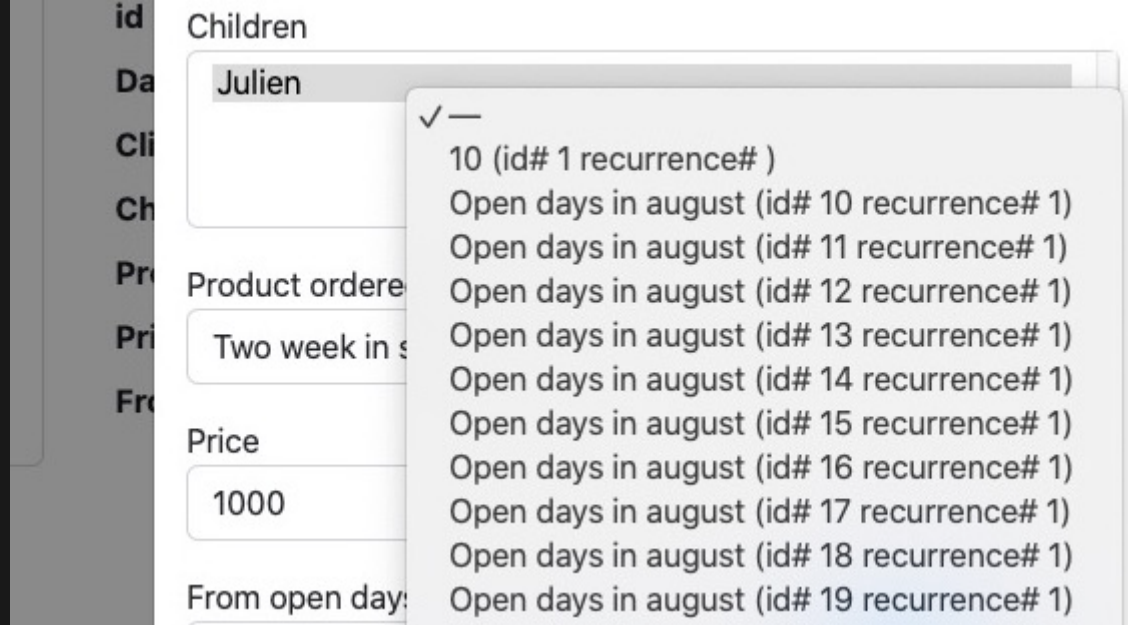
RECURRING EVENT TO CREATE SEVERAL DATES RELATED TO ONE ITEM

The tracker interface displays only the Start date but it is possible to create a recurring event to link several dates to a single item. For example Museum Open 10:00 to 17:00 Monday, Tuesday, Thursday and Friday and have the objects retrieved (filtered) through the unified-index.

For example you can create an event "Summer Seminar" that is a recurrent event from Monday to Thursday from the 2/09/2022 to 6/09/2022.

It will create several objects (days) with a common recurrence id.

In the plugin list you will be able to filter calendar items using the recurrence id.



RELATED

CHANGE TRACKER DATE FIELDS WITH DATE-ONLY STORAGE (TIKI24)

Change tracker date fields with date-only storage to use 12am GMT timestamp instead of user's timezone 12am time, add a migration to fix existing timestamps for tracker date-only fields to use 12am GMT, fix conversion to gmdate in the search index.

More details: https://gitlab.com/tikiwiki/tiki/-/merge_requests/1073

DETAILS FROM FORMER TIKI VERSIONS

The former preference "Admin home > Calendar > Jscalendar" seems to have no effect on the tracker field "Date and Time (Date picker)". In some previous Tiki versions, the [Js Calendar](#) setting added a visual selector of dates based on javascript (earlier than the JQuery date picker widget).

Date Only is currently only available in tikiwiki 1.9, the other two are available in tikiwiki >= 1.9

The options on Date & Time and Jscalendar types are only available in tikiwiki >= 1.10

Here is an example of the plugin tracker on a tracker using different configuration of these fields

trackerDate

The screenshot shows the trackerDate application interface. It features several date input fields:

- nom:
- date without time:
- jscalendar without time:
- date&time:
- jscalendar:
- date with limited year:

A "Save" button is located below the date with limited year field.

Below the form, there is a section for contributors and a license notice:

Contributors to this page: [adm](#)
Page last modified on Tuesday 18 September 2007
The content on this page is licensed under the

Below this, there are several buttons: Edit, Remove, Rename, Lock, Perms, History, Similar, Undo, Make S, Attach File, Translation, and it (Hide).

A "Post new comment" link is also visible.

The jscalendar popup is open, showing a calendar for September 2007. The calendar has a header with "September, 2007" and "Today". The days of the week are listed as Sun, Mon, Tue, Wed, Thu, Fri, Sat. The dates are arranged in a grid, with the 19th of September highlighted. The time is set to 09:40.

In this example you see the popup of the jscalendar field that has been opened. Note that this image does not depict the Date Only field.

JSCALENDAR TRACKER FIELD

The option is :

Parameters	Value
------------	-------

Description

date_time

dt or d

dt for date and time(default), d for date

If the date_time is date, the user will be asked to enter only a date not a time. If the date can be blank, the user can not fill the field.

Alias names for this page

- [Date / Jscalendar Tracker Field](#)
- [Date and time Tracker Field](#)
- [Date Tracker Field](#)
- [Date Picker](#)