

General Settings tab

Overview

Configure general settings for specific Tiki features

To Access

From the [General Admin](#) page, click the **General Settings** tab.

Related Topics

- [Multi-Domain](#)
- [Stats](#)
- [Bugs and Wishes](#)

×

 Preference Filters

To see all the settings available on your admin page, you may need to adjust your [Preference Filters](#)

Option

Temporary directory

Description

Directory on your server, relative to your Tiki installation, for storing temporary files. Tiki must have full read and write access to this directory.

Default

`/home/tiki-doc/tmp`

Option

Use proxy

Proxy host name

Port

Proxy username

Proxy password

Description

Specify if this Tiki site requires a proxy to access the internet. If enabled, the proxy Host name (either with or without the http:// prefix), Port settings, Username, and Password can be specified.

Proxy host - without http:// or similar, just the host name

Proxy port

Default

Disabled

None

None

None

None

Option

HTTP lookup: skip framesets

Load balancer

Tiki is behind a frontend-proxy/load-balancer that rewrites ports

Description

When performing an HTTP request to an external source, verify if the result is a frameset and use heuristic to provide the real content.

Activate this only if the server is behind a load balancer (or reverse proxy). This enables logging the IP of the user rather than the IP of the proxy server 🧪

Activate this only if the server is behind a frontend-proxy/load-balancer (or reverse proxy) that rewrites ports. This enables Tiki to use the `HTTP_X_FORWARDED_PROTO` parameter set by the proxy, to provide correct links. 🧪

Default

Disabled

Disabled

Disabled

Option

Access-Control-Allow-Origin

Use CURL for HTTP connections

Realtime Tiki

Description

Domains allowed to make "CORS" (Cross-Origin Resource Sharing or Cross-Domain Ajax) requests from this server.

 *One URI per line, for example,*

"http://www.example.com" or "" for any site*

Use CURL instead of sockets for server to server HTTP connections, when sockets are not available.

Use built-in websockets server within Tiki to enable realtime communication features of the app. See help page for more information on how to start the server.

Default

None

Disabled

Disabled

Option

Realtime port

Path to the php binary

Multi-domain

Description

The port used to access this server; if not specified, port 8080 will be used

 *If not specified, port 8080 will be used*

Path to the php command line binary to be used by tiki when calling command line programs

Enable domain names to be mapped to perspectives and simulate multiple domains hosted with the same Tiki installation.

Default

None

None

Disabled

Option

Switch domain when switching perspective

Default domain for non categorized content

Description

Important: Different domains have different login sessions and, even in the case of subdomains, an understanding of session cookies is needed to make it work

The domain (hostname only) to be used when redirecting the user if he tries to read content that is not bound to the category/perspective configured for the current domain.

Default

Disabled

None

Option

Multi-domain Configuration

Session storage location

Description

Comma-separated values mapping the domain name to the perspective ID.

 *One domain per line with a comma separating it from the perspective ID. For example: tiki.org,1*

Select where the session information should be stored.

Memcache sessions require memcache to be configured.

 Default (from php.ini) | Database | Memcache

Default

None

Database


Option

Session lifetime

Session cookie name

Description

Session lifetime

 *Expressed as minutes. This is the minimum time logged in. To be the exact time, adjustments must be made in `.htaccess session.gc_probability` and `session.gc_divisor` to 1. Be careful - changing the probability may affect server performance.*

Session cookie name used instead of the PHP default configuration

Default

10080 minutes

PHPSESSID

Option


Site terminal

Site terminal configuration

Description

Allows users to be directed to a specific perspective depending on the origin IP address. Can be used inside intranets to use different configurations for users depending on their departments or discriminate people in web contexts. Unspecified IPs will fall back to default behavior, including multi-domain handling. Manually selected perspectives take precedence over this.

Provides the mapping from subnets to perspective.

 *One per line. Network prefix in CIDR notation (address/mask size), separated by comma with the perspective ID. Example: 192.168.12.0/24,12*

Default

Disabled

None

Option

Contact us

Allow anonymous visitors to use the "Contact Us" feature.


Display contact priority

Contact user

Stats

Description

A basic contact form a visitor can use to contact the site admin

 *You can use Trackers to create custom Contact Us forms.*

Allow anonymous visitors to use the "Contact Us" feature.

Display contact priority option

User to contact

Record basic statistics about major Tiki features (number of wiki pages, size of file galleries, etc.)

Default

Disabled

Disabled

Disabled

Admin

Disabled

Option

Referrer stats

Count admin pageviews

Terms and Conditions

Terms of Use page name

Minimum age

Description

Record domain name of sites that send visitors to this Tiki.

Include pageviews by Admin when reporting stats.

Automatically present a terms of use page to be accepted by users accessing the site.

Wiki page for Terms of Use content. The page may be translated using the multilingual feature.

When presenting the terms of use, request age.

 *0 to ignore age validation*

Default

Disabled

Disabled

Disabled

Terms

0 years

Option

Help system

Help URL

Description

Activates links to Tiki documentation. You can specify a Help URL that contains customized help pages. By default, the Help system uses <http://doc.tiki.org/>

The default help system may not be complete. You can contribute to the Tiki documentation, which is a community-edited wiki.

Default

Enabled

<http://doc.tiki.org/>

Unable to load the jQuery Sortable Tables feature.

Option

Temporary directory

Description

Directory on your server, relative to your Tiki installation, for storing temporary files. Tiki must have full read and write access to this directory.

Default

`/home/tiki-doc/tmp`

Option

Use proxy

Proxy host name

Port

Proxy username

Proxy password

Description

Specify if this Tiki site requires a proxy to access the internet. If enabled, the proxy Host name (either with or without the http:// prefix), Port settings, Username, and Password can be specified.

Proxy host - without http:// or similar, just the host name

Proxy port

Default

Disabled

None

None

None

None

Option

HTTP lookup: skip framesets

Load balancer

Tiki is behind a frontend-proxy/load-balancer that rewrites ports

Description

When performing an HTTP request to an external source, verify if the result is a frameset and use heuristic to provide the real content.

Activate this only if the server is behind a load balancer (or reverse proxy). This enables logging the IP of the user rather than the IP of the proxy server 🧪

Activate this only if the server is behind a frontend-proxy/load-balancer (or reverse proxy) that rewrites ports. This enables Tiki to use the `HTTP_X_FORWARDED_PROTO` parameter set by the proxy, to provide correct links. 🧪

Default

Disabled

Disabled

Disabled

Option

Access-Control-Allow-Origin

Use CURL for HTTP connections

Realtime Tiki

Description

Domains allowed to make "CORS" (Cross-Origin Resource Sharing or Cross-Domain Ajax) requests from this server.

 *One URI per line, for example,*

"http://www.example.com" or "" for any site*

Use CURL instead of sockets for server to server HTTP connections, when sockets are not available.

Use built-in websockets server within Tiki to enable realtime communication features of the app. See help page for more information on how to start the server.

Default

None

Disabled

Disabled

Option

Realtime port

Path to the php binary

Multi-domain

Description

The port used to access this server; if not specified, port 8080 will be used

 *If not specified, port 8080 will be used*

Path to the php command line binary to be used by tiki when calling command line programs

Enable domain names to be mapped to perspectives and simulate multiple domains hosted with the same Tiki installation.

Default

None

None

Disabled

Option

Switch domain when switching perspective

Default domain for non categorized content

Description

Important: Different domains have different login sessions and, even in the case of subdomains, an understanding of session cookies is needed to make it work

The domain (hostname only) to be used when redirecting the user if he tries to read content that is not bound to the category/perspective configured for the current domain.

Default

Disabled

None

Option

Multi-domain Configuration

Session storage location

Description

Comma-separated values mapping the domain name to the perspective ID.

 *One domain per line with a comma separating it from the perspective ID. For example: tiki.org,1*

Select where the session information should be stored.

Memcache sessions require memcache to be configured.

 Default (from php.ini) | Database | Memcache

Default

None

Database


Option

Session lifetime

Session cookie name

Description

Session lifetime

 *Expressed as minutes. This is the minimum time logged in. To be the exact time, adjustments must be made in `.htaccess session.gc_probability` and `session.gc_divisor` to 1. Be careful - changing the probability may affect server performance.*

Session cookie name used instead of the PHP default configuration

Default

10080 minutes

PHPSESSID

Option


Site terminal

Site terminal configuration

Description

Allows users to be directed to a specific perspective depending on the origin IP address. Can be used inside intranets to use different configurations for users depending on their departments or discriminate people in web contexts. Unspecified IPs will fall back to default behavior, including multi-domain handling. Manually selected perspectives take precedence over this.

Provides the mapping from subnets to perspective.

 *One per line. Network prefix in CIDR notation (address/mask size), separated by comma with the perspective ID. Example: 192.168.12.0/24,12*

Default

Disabled

None

Option

Contact us

Allow anonymous visitors to use the "Contact Us" feature.


Display contact priority

Contact user

Stats

Description

A basic contact form a visitor can use to contact the site admin

 *You can use Trackers to create custom Contact Us forms.*

Allow anonymous visitors to use the "Contact Us" feature.

Display contact priority option

User to contact

Record basic statistics about major Tiki features (number of wiki pages, size of file galleries, etc.)

Default

Disabled

Disabled

Disabled

Admin

Disabled

Option

Referrer stats

Count admin pageviews

Terms and Conditions

Terms of Use page name

Minimum age

Description

Record domain name of sites that send visitors to this Tiki.

Include pageviews by Admin when reporting stats.

Automatically present a terms of use page to be accepted by users accessing the site.

Wiki page for Terms of Use content. The page may be translated using the multilingual feature.

When presenting the terms of use, request age.

 *0 to ignore age validation*

Default

Disabled

Disabled

Disabled

Terms

0 years

Option

Help system

Help URL

Description

Activates links to Tiki documentation. You can specify a Help URL that contains customized help pages. By default, the Help system uses <http://doc.tiki.org/>

The default help system may not be complete. You can contribute to the Tiki documentation, which is a community-edited wiki.

Default

Enabled

<http://doc.tiki.org/>

Unable to load the jQuery Sortable Tables feature.

Option

Temporary directory

Description

Directory on your server, relative to your Tiki installation, for storing temporary files. Tiki must have full read and write access to this directory.

Default

/home/tiki-doc/tmp

Option

Use proxy

Proxy host name

Port

Proxy username

Proxy password

Description

Specify if this Tiki site requires a proxy to access the internet. If enabled, the proxy Host name (either with or without the http:// prefix), Port settings, Username, and Password can be specified.

Proxy host - without http:// or similar, just the host name

Proxy port

Default

Disabled

None

None

None

None

Option

HTTP lookup: skip framesets

Load balancer

Tiki is behind a frontend-proxy/load-balancer that rewrites ports

Description

When performing an HTTP request to an external source, verify if the result is a frameset and use heuristic to provide the real content.

Activate this only if the server is behind a load balancer (or reverse proxy). This enables logging the IP of the user rather than the IP of the proxy server 🧪

Activate this only if the server is behind a frontend-proxy/load-balancer (or reverse proxy) that rewrites ports. This enables Tiki to use the `HTTP_X_FORWARDED_PROTO` parameter set by the proxy, to provide correct links. 🧪

Default

Disabled

Disabled

Disabled

Option

Access-Control-Allow-Origin

Use CURL for HTTP connections

Realtime Tiki

Description

Domains allowed to make "CORS" (Cross-Origin Resource Sharing or Cross-Domain Ajax) requests from this server.

 *One URI per line, for example,*

"http://www.example.com" or "" for any site*

Use CURL instead of sockets for server to server HTTP connections, when sockets are not available.

Use built-in websockets server within Tiki to enable realtime communication features of the app. See help page for more information on how to start the server.

Default

None

Disabled

Disabled

Option

Realtime port

Path to the php binary

Multi-domain

Description

The port used to access this server; if not specified, port 8080 will be used

 *If not specified, port 8080 will be used*

Path to the php command line binary to be used by tiki when calling command line programs

Enable domain names to be mapped to perspectives and simulate multiple domains hosted with the same Tiki installation.

Default

None

None

Disabled

Option

Switch domain when switching perspective

Default domain for non categorized content

Description

Important: Different domains have different login sessions and, even in the case of subdomains, an understanding of session cookies is needed to make it work

The domain (hostname only) to be used when redirecting the user if he tries to read content that is not bound to the category/perspective configured for the current domain.

Default

Disabled

None

Option

Multi-domain Configuration

Session storage location

Description

Comma-separated values mapping the domain name to the perspective ID.

 *One domain per line with a comma separating it from the perspective ID. For example: tiki.org,1*

Select where the session information should be stored.

Memcache sessions require memcache to be configured.

 Default (from php.ini) | Database | Memcache

Default

None

Default (from php.ini)


Option

Session lifetime

Session cookie name

Description

Session lifetime

 *Expressed as minutes. This is the minimum time logged in. To be the exact time, adjustments must be made in `.htaccess` `session.gc_probability` and `session.gc_divisor` to 1. Be careful - changing the probability may affect server performance.*

Session cookie name used instead of the PHP default configuration

Default

10080 minutes

PHPSESSID

Option


Site terminal

Site terminal configuration

Description

Allows users to be directed to a specific perspective depending on the origin IP address. Can be used inside intranets to use different configurations for users depending on their departments or discriminate people in web contexts. Unspecified IPs will fall back to default behavior, including multi-domain handling. Manually selected perspectives take precedence over this.

Provides the mapping from subnets to perspective.

 *One per line. Network prefix in CIDR notation (address/mask size), separated by comma with the perspective ID. Example: 192.168.12.0/24,12*

Default

Disabled

None

Option

Contact us

Allow anonymous visitors to use the "Contact Us" feature.


Display contact priority

Contact user

Stats

Description

A basic contact form a visitor can use to contact the site admin

 *You can use Trackers to create custom Contact Us forms.*

Allow anonymous visitors to use the "Contact Us" feature.

Display contact priority option

User to contact

Record basic statistics about major Tiki features (number of wiki pages, size of file galleries, etc.)

Default

Disabled

Disabled

Disabled

Admin

Disabled

Option

Referrer stats

Count admin pageviews

Terms and Conditions

Terms of Use page name

Minimum age

Description

Record domain name of sites that send visitors to this Tiki.

Include pageviews by Admin when reporting stats.

Automatically present a terms of use page to be accepted by users accessing the site.

Wiki page for Terms of Use content. The page may be translated using the multilingual feature.

When presenting the terms of use, request age.

 *0 to ignore age validation*

Default

Disabled

Disabled

Disabled

Terms

0 years

Option

Help system

Help URL

Description

Activates links to Tiki documentation. You can specify a Help URL that contains customized help pages. By default, the Help system uses <http://doc.tiki.org/>

The default help system may not be complete. You can contribute to the Tiki documentation, which is a community-edited wiki.

Default

Enabled

<http://doc.tiki.org/>

Unable to load the jQuery Sortable Tables feature.

Option

Temporary directory

Description

Directory on your server, relative to your Tiki installation, for storing temporary files. Tiki must have full read and write access to this directory.

Default

/tmp

Option

Use proxy

Proxy host name

Port

Proxy username

Proxy password

Description

Specify if this Tiki site requires a proxy to access the internet. If enabled, the proxy Host name (either with or without the http:// prefix), Port settings, Username, and Password can be specified.

Proxy host - without http:// or similar, just the host name

Proxy port

Default

Disabled

None

None

None

None

Option

HTTP lookup: skip framesets

Load balancer

Tiki is behind a frontend-proxy/load-balancer that rewrites ports

Description

When performing an HTTP request to an external source, verify if the result is a frameset and use heuristic to provide the real content.

Activate this only if the server is behind a load balancer (or reverse proxy). This enables logging the IP of the user rather than the IP of the proxy server 🧪

Activate this only if the server is behind a frontend-proxy/load-balancer (or reverse proxy) that rewrites ports. This enables Tiki to use the `HTTP_X_FORWARDED_PROTO` parameter set by the proxy, to provide correct links. 🧪

Default

Disabled

Disabled

Disabled

Option

Access-Control-Allow-Origin

Use CURL for HTTP connections

Multi-domain

Description

Domains allowed to make "CORS" (Cross-Origin Resource Sharing or Cross-Domain Ajax) requests from this server.

 *One URI per line, for example,*

"http://www.example.com" or "" for any site*

Use CURL instead of sockets for server to server HTTP connections, when sockets are not available.

Enable domain names to be mapped to perspectives and simulate multiple domains hosted with the same Tiki installation.

Default

None

Disabled

Disabled

Option

Switch domain when switching perspective

Default domain for non categorized content

Description

Important: Different domains have different login sessions and, even in the case of subdomains, an understanding of session cookies is needed to make it work

The domain (hostname only) to be used when redirecting the user if he tries to read content that is not bound to the category/perspective configured for the current domain.

Default

Disabled

None

Option

Multi-domain Configuration

Session storage location

Description

Comma-separated values mapping the domain name to the perspective ID.

 *One domain per line with a comma separating it from the perspective ID. For example: tiki.org,1*

Select where the session information should be stored.

Memcache sessions require memcache to be configured.

 Default (from php.ini) | Database | Memcache

Default

None

Default (from php.ini)


Option

Session lifetime

Session cookie name

Description

Session lifetime

 *Expressed as minutes. This is the minimum time logged in. To be the exact time, adjustments must be made in `.htaccess session.gc_probability` and `session.gc_divisor` to 1. Be careful - changing the probability may affect server performance.*

Session cookie name used instead of the PHP default configuration

Default

10080 minutes

PHPSESSID

Option


Site terminal

Site terminal configuration

Description

Allows users to be directed to a specific perspective depending on the origin IP address. Can be used inside intranets to use different configurations for users depending on their departments or discriminate people in web contexts. Unspecified IPs will fall back to default behavior, including multi-domain handling. Manually selected perspectives take precedence over this.

Provides the mapping from subnets to perspective.

 *One per line. Network prefix in CIDR notation (address/mask size), separated by comma with the perspective ID. Example: 192.168.12.0/24,12*

Default

Disabled

None

Option

Contact us

Allow anonymous visitors to use the "Contact Us" feature.


Display contact priority

Contact user

Stats

Description

A basic contact form a visitor can use to contact the site admin

 *You can use Trackers to create custom Contact Us forms.*

Allow anonymous visitors to use the "Contact Us" feature.

Display contact priority option

User to contact

Record basic statistics about major Tiki features (number of wiki pages, size of file galleries, etc.)

Default

Disabled

Disabled

Disabled

Admin

Disabled

Option

Referrer stats

Count admin pageviews

Terms and Conditions

Terms of Use page name

Minimum age

Description

Record domain name of sites that send visitors to this Tiki.

Include pageviews by Admin when reporting stats.

Automatically present a terms of use page to be accepted by users accessing the site.

Wiki page for Terms of Use content. The page may be translated using the multilingual feature.

When presenting the terms of use, request age.

 *0 to ignore age validation*

Default

Disabled

Disabled

Disabled

Terms

0 years

Option

Help system

Help URL

Description

Activates links to Tiki documentation. You can specify a Help URL that contains customized help pages. By default, the Help system uses <http://doc.tiki.org/>

The default help system may not be complete. You can contribute to the Tiki documentation, which is a community-edited wiki.

Default

Enabled

<http://doc.tiki.org/>

Unable to load the jQuery Sortable Tables feature.

Option

Temporary directory

Description

Directory on your server, relative to your Tiki installation, for storing temporary files. Tiki must have full read and write access to this directory.

Default

/tmp

Option

Use proxy

Proxy host name

Port

Proxy username

Proxy password

Description

Specify if this Tiki site requires a proxy to access the internet. If enabled, the proxy Host name (either with or without the http:// prefix), Port settings, Username, and Password can be specified.

Proxy host - without http:// or similar, just the host name

Proxy port

Default

Disabled

None

None

None

None

Option

HTTP lookup: skip framesets

Load balancer

Tiki is behind a frontend-proxy/load-balancer that rewrites ports

Description

When performing an HTTP request to an external source, verify if the result is a frameset and use heuristic to provide the real content.

Activate this only if the server is behind a load balancer (or reverse proxy). This enables logging the IP of the user rather than the IP of the proxy server 🧪

Activate this only if the server is behind a frontend-proxy/load-balancer (or reverse proxy) that rewrites ports. This enables Tiki to use the `HTTP_X_FORWARDED_PROTO` parameter set by the proxy, to provide correct links. 🧪

Default

Disabled

Disabled

Disabled

Option

Access-Control-Allow-Origin

Use CURL for HTTP connections

Multi-domain

Description

Domains allowed to make "CORS" (Cross-Origin Resource Sharing or Cross-Domain Ajax) requests from this server.

 *One URI per line, for example,*

"http://www.example.com" or "" for any site*

Use CURL instead of sockets for server to server HTTP connections, when sockets are not available.

Enable domain names to be mapped to perspectives and simulate multiple domains hosted with the same Tiki installation.

Default

None

Disabled

Disabled

Option

Switch domain when switching perspective

Default domain for non categorized content

Description

Important: Different domains have different login sessions and, even in the case of subdomains, an understanding of session cookies is needed to make it work

The domain (hostname only) to be used when redirecting the user if he tries to read content that is not bound to the category/perspective configured for the current domain.

Default

Disabled

None

Option

Multi-domain Configuration

Session storage location

Description

Comma-separated values mapping the domain name to the perspective ID.

 *One domain per line with a comma separating it from the perspective ID. For example: tiki.org,1*

Select where the session information should be stored.

Memcache sessions require memcache to be configured.

 Default (from php.ini) | Database | Memcache

Default

None

Default (from php.ini)


Option

Session lifetime

Session cookie name

Description

Session lifetime

 *Expressed as minutes. This is the minimum time logged in. To be the exact time, adjustments must be made in `.htaccess session.gc_probability` and `session.gc_divisor` to 1. Be careful - changing the probability may affect server performance.*

Session cookie name used instead of the PHP default configuration

Default

10080 minutes

PHPSESSID

Option


Site terminal

Site terminal configuration

Description

Allows users to be directed to a specific perspective depending on the origin IP address. Can be used inside intranets to use different configurations for users depending on their departments or discriminate people in web contexts. Unspecified IPs will fall back to default behavior, including multi-domain handling. Manually selected perspectives take precedence over this.

Provides the mapping from subnets to perspective.

 *One per line. Network prefix in CIDR notation (address/mask size), separated by comma with the perspective ID. Example: 192.168.12.0/24,12*

Default

Disabled

None

Option

Contact us

Allow anonymous visitors to use the "Contact Us" feature.


Display contact priority

Contact user

Stats

Description

A basic contact form a visitor can use to contact the site admin

 *You can use Trackers to create custom Contact Us forms.*

Allow anonymous visitors to use the "Contact Us" feature.

Display contact priority option

User to contact

Record basic statistics about major Tiki features (number of wiki pages, size of file galleries, etc.)

Default

Disabled

Disabled

Disabled

Admin

Disabled

Option

Referrer stats

Count admin pageviews

Terms and Conditions

Terms of Use page name

Minimum age

Description

Record domain name of sites that send visitors to this Tiki.

Include pageviews by Admin when reporting stats.

Automatically present a terms of use page to be accepted by users accessing the site.

Wiki page for Terms of Use content. The page may be translated using the multilingual feature.

When presenting the terms of use, request age.

 *0 to ignore age validation*

Default

Disabled

Disabled

Disabled

Terms

0 years

Option

Help system

Help URL

Description

Activates links to Tiki documentation. You can specify a Help URL that contains customized help pages. By default, the Help system uses <http://doc.tiki.org/>

The default help system may not be complete. You can contribute to the Tiki documentation, which is a community-edited wiki.

Default

Enabled

<http://doc.tiki.org/>

Unable to load the jQuery Sortable Tables feature.

Alias names of this page:

[Proxy](#)