

Improve Tracker Forms

You can improve tracker forms enabling an experimental jquery user interface library called "**Chosen**"

Enable the feature

You can enable the feature in:

Admin home > Features > Interface (tab) > jQuery plugins and add-ons > Experimental > jQuery-ui Chosen Menu

Global features Interface Programmer No Tabs

Ajax

- ☒ Ajax
- ☒ Ajax auto-save

jQuery plugins and add-ons

- ☒ Autocomplete
- ☒ Superfish
- jQuery UI Theme: flick
- ☒ jQuery Media
- ☒ Reflection
- ☒ Tooltips
- ☒ JQuery UI
- ☒ Validation

Experimental:

- ☐ jQuery Infinite Carousel
- ☒ jQuery-ui Chosen Menu
- ☒ jQuery Sortable Tables
- ☐ jQuery-ui Select Menu

Mobile

- ☐ Mobile Access

You need to set Perspectives

Apply

Remember that you need to have your "Preference Filters" in the admin panel with the "Advanced" and "Experimental" options enabled in order to see this feature checkbox.

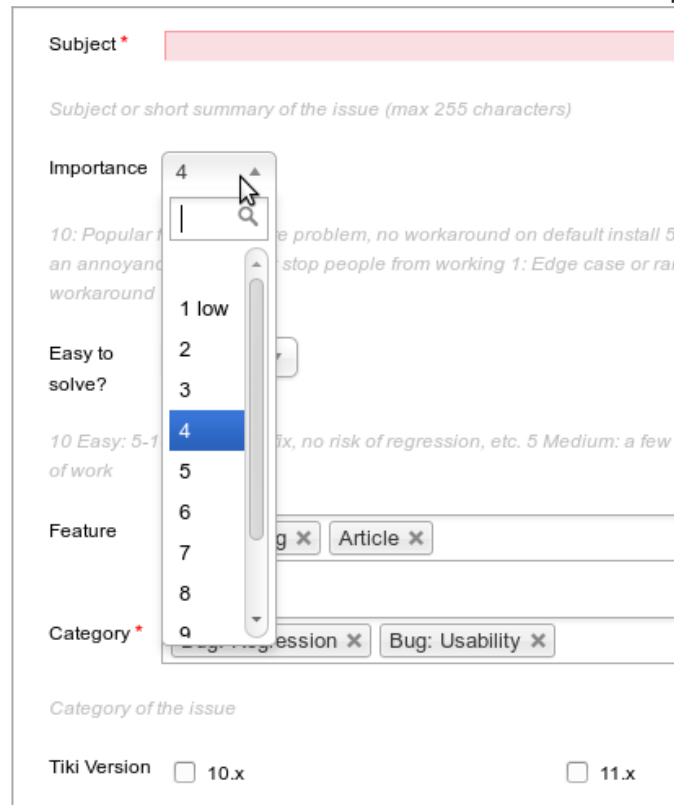
Features

Preference Filters

☒ Basic ☒ Advanced ☒ Experimental ☐ Unavailable [Set as my default](#)

Drop downs

You can choose a value from a dropdown box by selecting the items in the list through scrolling down, as usual, or you can nowadays filter the list values based on the text you type at the top.

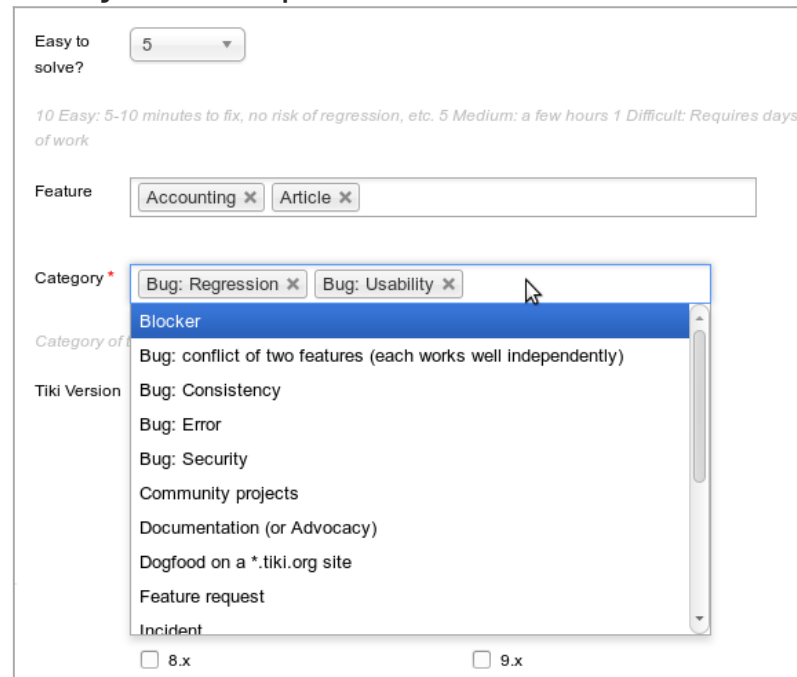


The image shows a web form with several fields. The 'Importance' field has a dropdown menu open, displaying a search bar at the top with the letter 'l' and a list of numbers from 1 to 10. The number '4' is highlighted in blue. The background form includes fields for 'Subject', 'Easy to solve?', 'Feature', and 'Category', each with a red asterisk indicating it is required. There are also checkboxes for 'Tiki Version' (10.x and 11.x) and tags like 'Bug: Usability'.

Click to expand

Multiple selection

Similarly, a section to allow multiple selection of items can be shown in a small but enhanced dropdown box, which allows the user to select one or many of the options, remove them from the list in the text field at the top:




The screenshot shows a web form with several input fields. At the top, there is a label 'Easy to solve?' followed by a dropdown menu showing the number '5'. Below this is a line of small, italicized text: '10 Easy: 5-10 minutes to fix, no risk of regression, etc. 5 Medium: a few hours 1 Difficult: Requires days of work'. The next field is labeled 'Feature' and contains two tags: 'Accounting' and 'Article', each with a small 'x' icon to its right. Below that is a field labeled 'Category' with a red asterisk. It contains two tags: 'Bug: Regression' and 'Bug: Usability', each with an 'x' icon. A mouse cursor is hovering over the 'Bug: Usability' tag. A dropdown menu is open below the 'Category' field, showing a list of options: 'Blocker' (highlighted in blue), 'Bug: conflict of two features (each works well independently)', 'Bug: Consistency', 'Bug: Error', 'Bug: Security', 'Community projects', 'Documentation (or Advocacy)', 'Dogfood on a *.tiki.org site', 'Feature request', and 'Incident'. At the bottom of the form, there are two checkboxes: '8.x' and '9.x'.

Click to expand

Filtering displayed options by typed text

Additionally, you can also filter the values displayed in the dropdown so that only those matching your typed text are shown in the list (only the ones starting with "D" in the example below: Documentation and Dogfood a *.tiki.org site).



The screenshot shows a web form for filtering Tiki Wiki items. It includes several filter sections: 'Easy to solve?' with a dropdown set to '5'; 'Feature' with tags 'Accounting' and 'Article'; 'Category' with tags 'Bug: Regression' and 'Bug: Usability', and a dropdown menu open showing 'Documentation (or Advocacy)' and 'Dogfood on a *.tiki.org site'; and 'Tiki Version' with checkboxes for '10.x' and '11.x'. A mouse cursor is pointing at the 'D' in the dropdown menu.

Click to expand

Alias names for this page:
Chosen