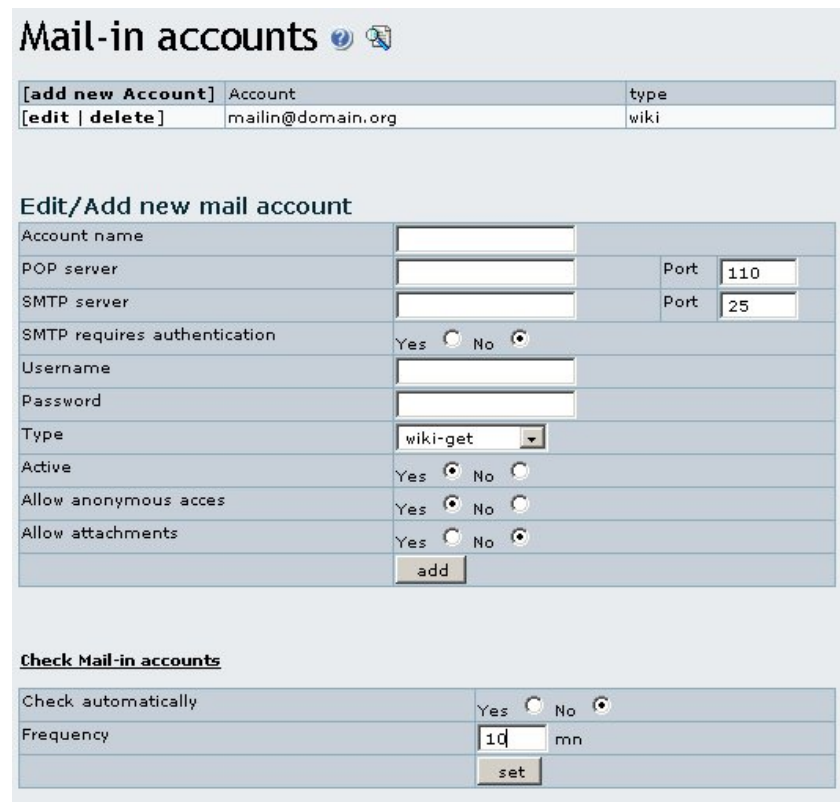




The Mail-in feature

Similar: [Communication Center Forum and Mailing List Synchronization](#)

The wiki mail-in feature can be used to setup email accounts that can be used to read and/or write (create and/or modify) [Wiki](#) pages, create [articles](#) and since [Tiki22](#), create [tracker items](#) and [files](#) (save email as message/rfc822 file in a file gallery - include raw content and all headers). As admin, click on the **Mail-in** link in the **Admin** section of the application menu to get to the mail-in admin section :



Mail-in accounts  

[add new Account]	Account	type
[edit delete]	mail@domain.org	wiki

Edit/Add new mail account

Account name

POP server Port

SMTP server Port

SMTP requires authentication Yes No

Username

Password

Type

Active Yes No

Allow anonymous access Yes No

Allow attachments Yes No

Check Mail-in accounts

Check automatically Yes No

Frequency mn

The Mail-in admin page

EDIT/ADD NEW MAIL ACCOUNT

In this screen you can set-up mail accounts indicating the POP3 server, the SMTP server and the user-password to be used, it's like any normal email configuration tool with the addition that you can indicate the type of mail account to set-up. Available types are:

- **wiki-get**

Emails to this account type allow you to retrieve wiki page contents. The name of the wiki page must be put in the message subject.

- **wiki-put**

Emails to this account type allow you to replace wiki page contents. The name of the wiki page must be put in the message subject. The original wiki page is replaced by the body of the email.

- **wiki-append**

Emails to this account type allow you to append data to a wiki page. The name of the wiki page must be put in the message subject. The whole body of the email is appended to the original wiki page. Usage example: change history.

- **wiki-prepend**

Emails to this account type allow you to prepend data to a wiki page. The name of the wiki page must be put in the message subject. The whole body of the email is added to the top of the original wiki page.

- **wiki**

Wiki accounts can be used to GET, PUT and APPEND wiki pages, the body of the email is the page content, the subject is used to indicate what to do.

- GET:*pagename*
- PUT:*pagename*
- APPEND:*pagename*
- PREPEND:*pagename*

- **article-put**

Emails to this account type allow you to post articles. The title of the article must be put in the message subject. The whole body of the email is being used as article header. The topic and type of the article can be specified at the mail-in account configuration.

OTHER PARAMETERS

- **Active**

Says whether the account is to be checked or not.

- **Allow anonymous access**

Says whether anonymous users (regarding of their email address) can use this feature or not. If this parameter is set to 'No', and a user sends a mail to a mail-in account from an adress that is not in TikiWiki users list, Then the system will send a mail to this user saying that he can not use this feature.

- **Allow attachments**

Says whether mail attachments are to be added or not.

- **Check automatically**

If this parameter is set to 'yes' the system will automatically check all active mail-in accounts

according to the 'Frequency' parameter.

- **(Tiki 2.0) Discard to the end from**

The end of the message (for a put, append, prepend) will be deleted after the string you give. If you leave this box empty then no text from the body of the email will make it on to the wiki page

IMPROVEMENTS IN TIKI12

Mail-in service has been fixed and updated in [Tiki12](#)

The new things include

- Structure routing. Link mailed-in content to a structure. User filters specify routing rules.
- Inline images (HTML email). These pages are written in HTML.
- Permission checking. There was previously no permission checking!
- Users are required to have both edit and attach permissions to save a wiki page
- Possible to auto-assign new pages to a category
- Manual check trigger in the mail-in admin panel
- Several fixes, including subject encoding

The Mail-in service is a **fast** way to generate wiki pages, if the content is already on email or can be emailed.

Notes:

- It has been already tested with Outlook 2010 and GMail.
- The HTML email that has been tested so far, created pages that look almost exactly the same as

the email version.

- Mail-in requires a dedicated POP3 account.
- A mail download can be scheduled (e.g. every 30 minutes) or done manually.
- Email clients store the information slightly differently.

PERMISSIONS

tiki_p_send_mailin

tiki_p_admin_mailin

Can send email to a mail-in accounts, and have the email integrated. Only applies when the mail-in setting "anonymous" = n ()

Can admin mail-in accounts

Alias names for this page

[mailin](#) | [Edit wiki pages by email](#)