

Permissions Settings

Related Pages: [Groups](#), [Groups Admin](#), [Category](#), [Category Admin](#), [Permissions List](#), [Permission Enforcement Order](#), [Templated Groups and Roles](#)

Understanding Tiki Permissions

Along with setting the features, setting permissions is one of the basic aspects of Tiki administration. This page describes the basic concepts in Tiki's permission system and how the various aspects interact. A complete list of permissions can be found on the [Permissions List](#) page.

How Permissions Work

Main points of the permission system in Tiki

- When Tiki is installed, there are three pre-defined Groups of users:
 - Anonymous: Users that are not logged in are in the Anonymous group.
 - Registered: Users that are logged in are in the Registered group.
 - Admin: The person who installs Tiki is the initial member of the Admin group.
- Administrators (Admin group members) can create and edit Groups of users.
 - Each group can have fully customized access to all site features.
 - Users can be assigned to one or several groups.
 - Groups can have subgroups.
 - Permissions are assigned to groups of users, *not* to individual users.
- Individual objects such as wiki pages can have permissions applied to them directly, for particular user groups.
- If no permissions are specified for a group for an object or content category, then global permissions apply.
- Administrators can create and edit a content Category.
 - Objects can be added to content categories.
 - A content category can then be assigned to a group.
 - Category-based permissions, when used (it's an "advanced" feature), give members of the groups the permissions assigned to them.

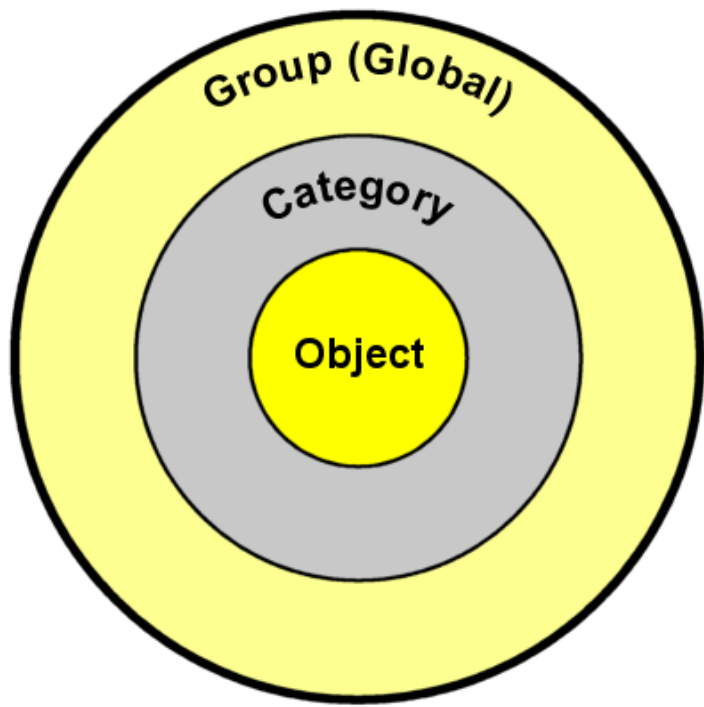
In what order are permissions settings applied?

It is important to understand that Tiki uses several types of permissions:

- **Global** permissions: Each site visitor belongs to a **Group** (such as Anonymous or Registered). The permissions you assign to the group define the *global* site-wide permissions for that user.
- **Category** permissions: These permissions define the actions that users can take for objects in a *specific content category*.
- **Object** permissions: These permissions define the actions that user can take for an *individual object*.
- See also: Permission Enforcement Order

Tip: *The setup of permissions is much easier when you are still learning how to master them if you avoid the level of Category permissions, and you only use Global and Object permissions.*

Permissions are inherited from from the top-down, but override from the bottom-up.



This image illustrates the relationship among Group, Category, and Object permissions.

Tiki's permissions model may look like complex... but is also *very* customizable.

i Permissions Example

Consider the following example for a company using Tiki:
You have the groups:

- Anonymous
- Employees
- Board of Directors

Admin groups

Admin groups Admin users Clear cache Manage permissions

List Add a New Group No Tabs

List of existing groups

Find Number of displayed rows 25

ID	Name	Description	Inherits Permissions from	Homepage	User Choice	Permissions
3	Admins	Administrator and accounts managers.			1	
1	Anonymous	Public users not logged			3	
<input type="checkbox"/>	Board of Directors	These are the Board of Directors of the ABC Company	Employees Anonymous Registered		0	
<input type="checkbox"/>	Employees	These are logged in employees of the ABC Company	Anonymous Registered		1	
2	Registered	Users logged into the system	Anonymous		0	

Perform action with checked:

The Groups for ABC Company

Notice that some groups *include* other groups. For example, members of the **Board of Directors** group will include, in addition to their own permissions, the permissions from the Employees, Registered, and Anonymous groups.

You have the categories:

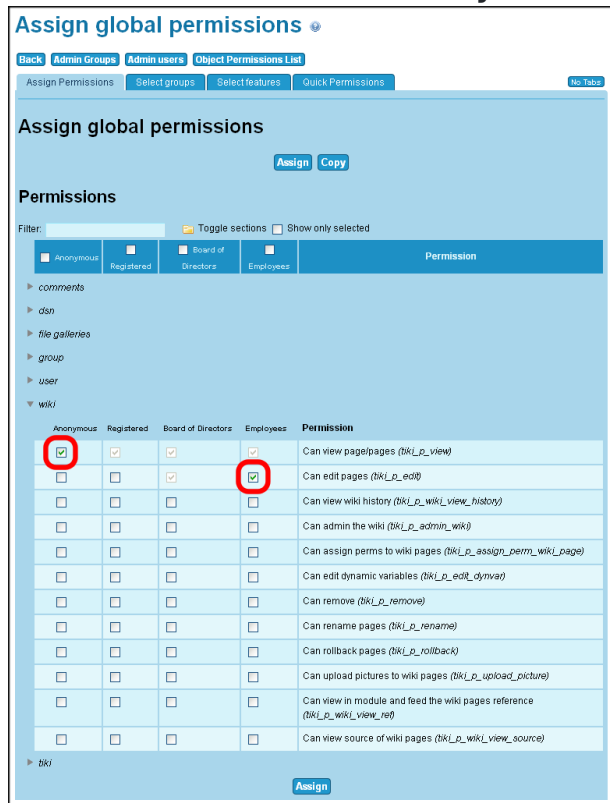
- Financial Information
- Press Releases

You want to give:

- Everyone permission to read most pages
- Employees permission to edit most wiki pages
- Board Members only, access to the company's financial information.

Global (Group) Permissions

First, you need to define the global permissions for each group.



Defining the Global permissions for each group.

Anonymous

- To let the general public (that is, anonymous visitors) view wiki pages, assign **tiki_p_view** to **Anonymous**.

Employees

- The Employee group includes the **Anonymous** group (that is, everyone) and **Registered** group (that is, users who are logged in). Therefore, the Employee group *inherits* the **tiki_p_view** permission from these groups.
- To let employees edit pages, assign **tiki_p_edit** to **Employees**.

- The Board of Directors group includes the **Anonymous**, **Registered**, and **Employees** groups. Therefore, the Board of Directors group *inherits* the **tiki_p_view** and **tiki_p_edit** permission from these groups.

This group does not require any additional permissions.

Category Permissions

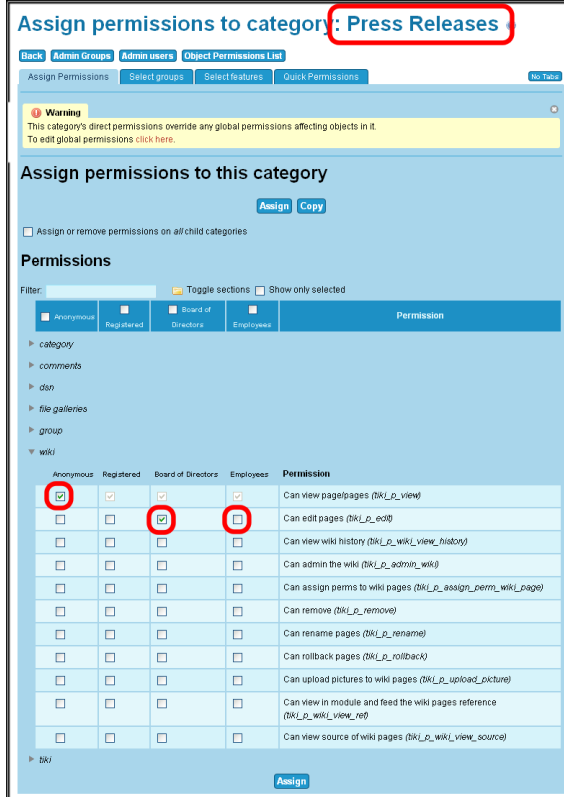
Now that the Global permissions are set, you can adjust the permissions for each category. These settings will *override* the Global permissions. The Category permissions can be set for each category from the Settings > Categories (tiki-admin_categories.php) page.

Note: Remember that Category permissions are an advanced feature only recommended for experienced users of Tiki, mastering already how Global and Object permissions work.

Press Releases

Currently, Anonymous can view press releases, and Employees can edit them (as defined by the Global permissions). To allow only the Board of Directors to edit press releases, you must assign permissions to the category. This will override the default group (global) permissions:

- For the Press Releases category, remove **tiki_p_edit** from **Employee**. Now only the **Board of Directors** group can edit wiki pages in the category.
- Anonymous visitors (and all groups that *inherit* the Anonymous group's permissions) can still **view** the pages.



Defining the Category permissions for the Press Releases category.

Financial Information

Currently, Anonymous can view Financial Information, and Employees can edit them. But we want *only* the Board of Directors to have access (both view and edit) to these pages. You'll need to make the same adjustments to the Financial Information category's permissions:

- Remove **tiki_p_edit** from **Employee**. Now only the **Board of Directors** group can edit wiki pages in the category.
- Remove **tiki_p_view** from **Employee**, **Registered**, and **Anonymous**. Now only the Board of Directors can see the pages.

Object Permissions

But what if you want one item in the Financial Information category, to be visible to the public? You can override all other permissions, by assigning specific permissions to the *object* itself. For example, the ABC Company may have a public disclosure form, issued by the government, that it needs to make public (but that only the government can change or update):

- For the individual item, remove **tiki_p_edit** from the **Employee** and **Board of Directors** group. Since this form is issued by the government, no one should be able to change it.
- Anonymous visitors (and all groups that *inherit* the Anonymous group's permissions) can still **view** the pages.

The screenshot shows the 'Assign permissions to this object' interface for a wiki page titled 'Public Disclosure'. The page title is highlighted with a red box. The interface includes a warning message, navigation buttons, and a permissions table. The table has columns for 'Anonymous', 'Registered', 'Board of Directors', 'Employees', and 'Permission'. The 'Anonymous' column has a checked checkbox, while the 'Board of Directors' and 'Employees' columns have unchecked checkboxes for the 'Can view page/pages' permission. The 'Can edit pages' permission is also unchecked for all groups.

Anonymous	Registered	Board of Directors	Employees	Permission
<input checked="" type="checkbox"/>	<input checked="" type="checkbox"/>	<input type="checkbox"/>	<input checked="" type="checkbox"/>	Can view page/pages (<i>tiki_p_view</i>)
<input type="checkbox"/>	<input type="checkbox"/>	<input type="checkbox"/>	<input type="checkbox"/>	Can edit pages (<i>tiki_p_edit</i>)
<input type="checkbox"/>	<input type="checkbox"/>	<input type="checkbox"/>	<input type="checkbox"/>	Can view wiki history (<i>tiki_p_wiki_view_history</i>)
<input type="checkbox"/>	<input type="checkbox"/>	<input type="checkbox"/>	<input type="checkbox"/>	Can admin the wiki (<i>tiki_p_admin_wiki</i>)
<input type="checkbox"/>	<input type="checkbox"/>	<input type="checkbox"/>	<input type="checkbox"/>	Can assign perms to wiki pages (<i>tiki_p_assign_perm_wiki_page</i>)
<input type="checkbox"/>	<input type="checkbox"/>	<input type="checkbox"/>	<input type="checkbox"/>	Can remove (<i>tiki_p_remove</i>)
<input type="checkbox"/>	<input type="checkbox"/>	<input type="checkbox"/>	<input type="checkbox"/>	Can rename pages (<i>tiki_p_rename</i>)
<input type="checkbox"/>	<input type="checkbox"/>	<input type="checkbox"/>	<input type="checkbox"/>	Can rollback pages (<i>tiki_p_rollback</i>)
<input type="checkbox"/>	<input type="checkbox"/>	<input type="checkbox"/>	<input type="checkbox"/>	Can upload pictures to wiki pages (<i>tiki_p_upload_picture</i>)
<input type="checkbox"/>	<input type="checkbox"/>	<input type="checkbox"/>	<input type="checkbox"/>	Can view in module and feed the wiki pages reference (<i>tiki_p_wiki_view_ref</i>)
<input type="checkbox"/>	<input type="checkbox"/>	<input type="checkbox"/>	<input type="checkbox"/>	Can view source of wiki pages (<i>tiki_p_wiki_view_source</i>)

Assigning object-specific permissions to the

Object Permissions can be tricky.

For example using version 10, if you wanted to hide one wiki page made by admin from the Anonymous group you would select the page's permissions (from the admin menu : Wiki/List Pages/then click the Key icon for your page in the list).

Using the object permission page of the wiki page, you turn off the "*Can view page/pages (tiki_p_view)*" attribute and save.

However, after logging off, and connecting as Anonymous you can still see the page.

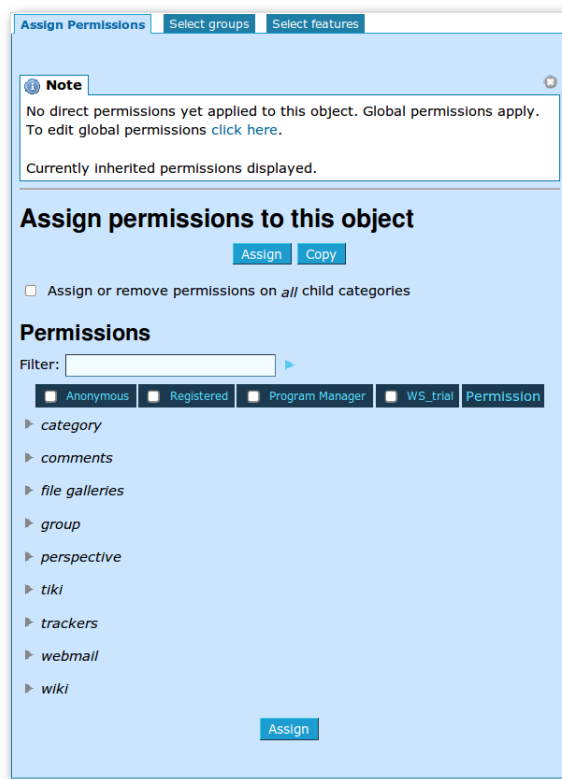
It turns out that you have to turn off the "*Can view page/pages (tiki_p_view)*" **AND** "*Can admin the wiki (tiki_p_admin_wiki)*" attributes to hide the wiki page from the Anonymous group.

Managing permissions

The interface has three tabs. The first tab is for assigning permissions.

Warning

While entering a filter, JQuery will rebuild the list. Do not press enter or you'll start all over.



The second tab is to select which groups should be included in the table for assigning permissions, because, when the list of groups is large, assigning permissions could be slow.

Assign Permissions | **Select groups** | Select features

Groups

<input type="checkbox"/> Select all	Group name	Description
▼ <input checked="" type="checkbox"/>	<i>Anonymous</i>	<i>Public users not logged</i>
▼ <input checked="" type="checkbox"/>	<i>Registered</i>	<i>Users logged into the system</i>
<input type="checkbox"/>	Admins	Administrator and accounts managers.
<input type="checkbox"/>	Help Team	Users assigned to GroupMail work
<input checked="" type="checkbox"/>	Program Manager	
<input checked="" type="checkbox"/>	WS_trial	trial of group for a trial of workspace

Select

The third tab is to filter the number of features that should be shown in the interface. This is specially needed when managing category permissions, to avoid having a list bigger than needed for our purposes in specific cases.

Assign Permissions | Select groups | **Select features**

Show permissions for disabled features

Features

<input type="checkbox"/> Select all	Feature name
<input checked="" type="checkbox"/>	category
<input checked="" type="checkbox"/>	comments
<input checked="" type="checkbox"/>	file galleries
<input checked="" type="checkbox"/>	group
<input checked="" type="checkbox"/>	perspective
<input checked="" type="checkbox"/>	tiki
<input checked="" type="checkbox"/>	trackers
<input checked="" type="checkbox"/>	webmail
<input checked="" type="checkbox"/>	wiki

Select

In addition, this new interface to manage permissions includes several features:

Assign permissions to this object

Assign or remove permissions on *all* child categories

Permissions

Filter:

	<input type="checkbox"/> Anonymous	<input checked="" type="checkbox"/> Registered	<input type="checkbox"/> Program Manager	<input type="checkbox"/> WS_trial	Permission
category					
comments					
	<input type="checkbox"/>	<input checked="" type="checkbox"/>	<input type="checkbox"/>	<input type="checkbox"/>	Can edit all comments (<i>tiki_p_edit_comments</i>)
	<input type="checkbox"/>	<input checked="" type="checkbox"/>	<input checked="" type="checkbox"/>	<input type="checkbox"/>	Can delete comments (<i>tiki_p_remove_comments</i>)
file galleries					
	<input type="checkbox"/>	<input checked="" type="checkbox"/>	<input checked="" type="checkbox"/>	<input type="checkbox"/>	Can edit a gallery file (<i>tiki_p_edit_gallery_file</i>)
	<input type="checkbox"/>	<input checked="" type="checkbox"/>	<input type="checkbox"/>	<input checked="" type="checkbox"/>	Can use Directory Batch Load (<i>tiki_p_batch_upload_file_dir</i>)

L. You can assign or remove all object permissions on all child categories if this box is checked.

2. You can filter the whole list of permissions dynamically to list only those containing some text
3. You can expand or collapse at will any of the sections of permissions
4. You can select one by one the permissions to be assigned or checking the box at the column title (group name) level, and that selection will propagate to all the checkboxes shown in that column.

Permissions by section

Name	Description	Permissions	Can override global permissions?
File Gallery	Storage and sharing via download or display in pages, of images, videos, and other file types . Supports check-in and check-out (lock), versions, etc.	tiki_p_admin_file_galleries tiki_p_create_file_galleries tiki_p_upload_files tiki_p_download_files NOTE: If you store images in the file gallery, you must include tiki_p_download_files in order for groups to view the images. tiki_p_view_file_gallery tiki_p_batch_upload_files	yes
Calendar	Events calendar with public, private and group channels	tiki_p_view_calendar tiki_p_change_events tiki_p_add_events tiki_p_admin_calendar tiki_p_view_tiki_calendar	yes

Name	Description	Permissions	Can override global permissions?
File Gallery	File Galleries enable secure and efficient uploading, storage, downloading and other serving of all types of files including images, videos, podcasts, text and PDF documents and more.	tiki_p_admin_galleries tiki_p_create_galleries tiki_p_upload_images tiki_p_view_image_gallery tiki_p_batch_upload_images tiki_p_batch_upload_image_dir	yes
Trackers	Facts and figures storage and retrieval. A forms and database generator, with reporting. Can be used for a bug tracker, item database, issue tracker, etc	tiki_p_modify_tracker_items tiki_p_comment_tracker_items tiki_p_create_tracker_items tiki_p_admin_trackers tiki_p_view_trackers tiki_p_attach_trackers tiki_p_view_trackers_pending tiki_p_view_trackers_closed tiki_p_tracker_view_ratings tiki_p_tracker_vote_ratings	yes

Name	Description	Permissions	Can override global permissions?
Wiki	Collaboratively authored documents with history of changes. Tiki's wiki has all the features you could want from a first-rate wiki. Ex.: attach files, comments, history, images, warn on edit, page locking, powerful wiki syntax, alternative WYSIWYG editor, etc.	tiki_p_edit tiki_p_view tiki_p_remove tiki_p_rollback tiki_p_admin_wiki tiki_p_wiki_attach_files tiki_p_wiki_admin_attachments tiki_p_wiki_view_attachments tiki_p_upload_picture tiki_p_minor tiki_p_rename tiki_p_lock tiki_p_edit_structures tiki_p_edit_copyrights tiki_p_wiki_view_comments tiki_p_wiki_view_ratings tiki_p_wiki_vote_ratings tiki_p_wiki_admin_ratings tiki_p_wiki_view_history tiki_p_use_HTML	yes
Maps	Maps can be created and displayed using OpenLayers and OpenStreetMap.	tiki_p_map_edit tiki_p_map_create tiki_p_map_delete tiki_p_map_view tiki_p_map_view_mapfiles	
Kaltura Video	Video management		
My Account	Provide content organization and communication tools for registered users Bookmark, User Preferences, Watch, User Menu, Task, Inter-User Messages, User Files, Notepad and Mini Calendar	tiki_p_configure_modules tiki_p_minical	N/A

Name	Description	Permissions	Can override global permissions?
Articles	Articles can be used for date-specific news and announcements. You can configure articles to automatically publish and expire at specific times or to require that submissions be approved before becoming "live." In addition to categories and tags, articles include their own unique classification system of Topics and Types.	tiki_p_edit_article tiki_p_remove_article tiki_p_read_article tiki_p_submit_article tiki_p_edit_submission tiki_p_remove_submission tiki_p_approve_submission tiki_p_admin_cms tiki_p_autoapprove_submission tiki_p_topic_read	via topic_read
FAQ	Create pages of frequently asked questions and answers.	tiki_p_admin_faqs tiki_p_view_faqs tiki_p_suggest_faq	no
Survey	Create questionnaires with multiple-choice or open-ended questions.	tiki_p_admin_surveys tiki_p_take_survey tiki_p_view_survey_stats	yes
Quiz	Create timed quizzes with recorded scores.	tiki_p_admin_quizzes tiki_p_take_quiz tiki_p_view_quiz_stats tiki_p_view_user_results	yes
Blog	Multiple blogs can be created with various author and display configurations, etc.	tiki_p_create_blogs tiki_p_blog_post tiki_p_blog_admin tiki_p_read_blog	yes
Featured links	Simple menu system which can optionally add an external web page in an iframe		
Task	A site user's to-do list. Tasks can be sent to other users. Also, there can be shared group tasks.	tiki_p_tasks tiki_p_tasks_send tiki_p_tasks_receive tiki_p_tasks_admin	N/A

Name	Description	Permissions	Can override global permissions?
Slideshow	Turn a wiki page into slideshow (each slide is the wiki content only, without "chrome") by using more than one title bar in the page, or make a multi-page slideshow from a structure.		
BigBlueButton Audio/Video/Chat/Screensharing	Open source instruction-focused real-time collaboration tool. (Audio/Video/Screensharing/Chat)		
Screencast	This permits capturing the device screen and uploading to Tiki. An image is produced (that you can then draw on), or short video with sound. The jCapture applet is used.		
Messages	Internal (within the site) messages from one site user to another.		
Webmail	Provides a webmail interface for site users' own IMAP or SMTP accounts. The Webmail tool has been massively improved since in Tiki20. Please see Email as a first-class citizen		
Chat	Real-time group text chatting	tiki_p_admin_chat tiki_p_chat	
My Account Inter-User Messages	Enable users to send internal messages to each other (like email but internal to the Tiki site). A message can be broadcast to multiple users in a Tiki group or to all site users if the appropriate permissions are granted.	tiki_p_messages tiki_p_broadcast tiki_p_broadcast_all	N/A
Spreadsheets	Spreadsheets supporting calculations and charts, import/export, etc.	tiki_p_admin_sheet tiki_p_edit_sheet tiki_p_view_sheet tiki_p_view_sheet_history	no
Directory (links)	User-submitted Web links	tiki_p_admin_directory tiki_p_view_directory tiki_p_admin_directory_cats tiki_p_admin_directory_sites tiki_p_submit_link tiki_p_autosubmit_link tiki_p_validate_links	yes

Name	Description	Permissions	Can override global permissions?
Newsletters	Create and send email newsletters (plain text and HTML) to subscribed site users and other individuals.	tiki_p_admin_newsletters tiki_p_subscribe_newsletters tiki_p_subscribe_email tiki_p_send_newsletters	yes
Forum	Forums are online discussions organized by topic (or thread). Tiki forums feature threaded or flat views, file attachments, moderation and queuing, monitoring (subscription) of particular forums or topics, and full usage of wiki syntax.	tiki_p_admin_forum tiki_p_forum_post tiki_p_forum_post_topic tiki_p_forum_read tiki_p_forum_vote tiki_p_forums_report tiki_p_forum_attach tiki_p_forum_autoapp	yes
Live support	One-on-one chat with customer or other individual	tiki_p_live_support_admin tiki_p_live_support	
HTML page	Static and dynamic HTML content. Note: HTML can be used in wiki pages. This is a separate feature.	tiki_p_view_html_pages tiki_p_edit_html_pages	
User Files	Users upload files and store them in their Tiki personal space; they can then download the files.	tiki_p_userfiles	
User notepad	Users can write, upload, download and read notes. Notes can be read as raw text files or as wiki pages interpreting the wiki markup syntax. The user-quota that admin can control is used to set the maximum size that user notes can take.	tiki_p_notepad	N/A
User Page	This provides each user with a personal wiki page that only he/she can edit. All User Pages have a similar, configurable name that includes the user name.		
Shoutbox	Quick comment (graffiti) box. Like a group chat, but not in real time.	tiki_p_view_shoutbox tiki_p_admin_shoutbox tiki_p_post_shoutbox	no
Contact	Basic form for site visitors to send a message to the site admin.		N/A

Name	Description	Permissions	Can override global permissions?
Friendship network	Users can designate other users as "friends" using either the "follow" or "like" method.		
Shopping Cart	A simple shopping cart feature - Information on products or services can be maintained in wiki pages or trackers with display via Pretty Tracker) and purchases added to Module Cart through the PluginAddToCart and sent to the payment page.		

Demo site for testing

- demo

Category permissions

Permissions can be restricted via the category feature. Basically, you can already assign all the permissions you need as described above. The full granularity of permissions can be assigned to categories (and thus inherited when objects belong to a given category).

If an object has no specific (object) permissions, then:

1. If the object is not part of any category with specific permissions, global permissions apply.
2. If the object is part of at least one category with specific permissions, the permissions on that object are the sum of the permissions granted to all of the object's categories which have specific permissions.

For example, if...

1. wiki page *Foo* has no specific permissions
2. the set of categories *Foo* is in is category #3 and category #5
3. and category #3 has no specific (category) permissions

... then:

1. If category #5 has no with specific permissions, global permissions apply.
2. If category #5 has specific permissions, the permissions on *Foo* are the permissions on category #5.

Because adding a category to an object can provide additional rights, it is important to protect who can assign categories to prevent undesired escalation. For example, if the site contains public and private information, someone with access to edit private information should not be able to make it available publicly by changing the categories. To resolve this issue, multiple permissions can be assigned to the categories.

To begin with, `tiki_p_modify_object_categories` allows to determine if the user is allowed to modify the categories of the

object at all. Without this permission, it will be impossible to modify the categories. Typically, it is safe to grant this permission widely.

Then, there is higher granularity available for each category. `tiki_p_add_object` and `tiki_p_remove_object` determine if the user can add or remove elements from the category. Categories on which permissions are specified should also specify who can assign to or remove from those categories. When a user has the `tiki_p_modify_object_categories` permission on an object and modifies that object, but lacks the `tiki_p_add_object` permission on a certain category, the user will see a checkbox for that category, but the checkbox will be disabled.

Additionally, some category changes may be allowed in certain contexts by defining Category Transitions, which would allow to change a category only from a certain state. A group of transitions create a workflow.

Workspaces

Workspaces further facilitate management of large and complex Tiki sites.

Admin permissions and special permissions

When a group has an admin permission on a feature such as `tiki_p_admin_sheet`, the group will lost his admin permission for an object with local perms or categories permissions.

Customising the permissions list (re-ordering it) for power users.

Since Tiki19 it is possible to customise and re-order the list of the permissions displayed under Setting => Permissions (tiki-objectpermissions.php). Super user can edit a yaml file located at : tiki-objectpermissions_order.yml.

Note

Some information on this page is from **Tiki for Dummies Smarties**, copyright (C) by Rick Sapis, published by KeyContent.org, and available under a Creative Commons Attribution-Share Alike License.

Alias

- ACL
- ACLs
- permission
- Permission
- perm
- perms
- right
- rights
- global permissions
- global permission
- object permission
- object permissions
- privilege
- privileges
- category permission
- category permissions