

Plugin Remarks Box

Introduced in Tiki2

Use this [wiki plugin](#) to display a comment, tip, note or warning box.

PARAMETERS

Display a comment, tip, note or warning box

Introduced in Tiki 2.

[Go to the source code](#)

Preferences required: wikiplugin_remarksbox

Parameters	Accepted Values
------------	-----------------

(body of plugin)

icon

text

id

text

Description

remarks text

Enter a custom icon name (from tiki available icon at <https://doc.tiki.org/PluginIcon>)

Sets an HTML id for the account.

Default	Since
	2.0
	14.0

store_cookie (blank)

y

n

title text

title_class text

version text

width text

Set whether to remember if the alert is dismissed (not remembered by default). Requires `id` and `version` parameters to be set.

Label displayed above the remark.

Sets a version for the alert. If new version, the alert should show up again even if it was previously dismissed using the `store_cookie` parameter

Width (e.g. `100%` or `250px` - default `""`)

14.0

2.0

alert-heading h4 21.1

14.0

4.1

close

(blank)

y

n

highlight

(blank)

y

n

title_tag

(blank)

div

h4

Show a close button (not shown by default).

Use the highlight class for formatting (not used by default).

y 4.0

2.0

div 21.1

type

(blank)

comment

confirm

errors

information

note

tip

warning

Select type of remarksbox, which determines what icon and style will be displayed

tip

2.0

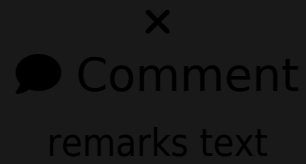
EXAMPLES

COMMENT

This code:

```
{REMARKSBOX(type="comment" title="Comment")}remarks text{REMARKSBOX}
```

Would produce:



CONFIRM

This code:

```
{REMARKSBOX(type="confirm" title="Confirm")}remarks text{REMARKSBOX}
```

Would produce:



ERRORS

This code:

```
{REMARKSBOX(type="errors" title="Errors")}remarks text{REMARKSBOX}
```

Would produce:

×

! Errors

remarks text

INFORMATION

This code:

```
{REMARKSBOX(type="information" title="Information")}remarks text{REMARKSBOX}
```

Would produce:

×

i Information


remarks text

NOTE

This code:

```
{REMARKSBOX(type="note" title="Note")}remarks text{REMARKSBOX}
```

Would produce:



TIP

This code:

```
{REMARKSBOX(type="tip", title="Tip")}remarks text{REMARKSBOX}
```

Would produce:

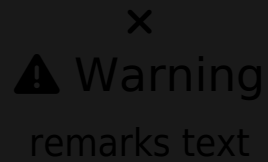


WARNING

This code:

```
{REMARKSBOX(type="warning" title="Warning")}remarks text{REMARKSBOX}
```

Would produce:

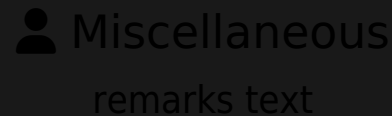


MISCELLANEOUS WITH CUSTOM ICON

This code:

```
{REMARKSBOX(type="information" title="Miscellaneous" highlight="y" icon="user" close="n" width="250px" store_cookie="n" id="miscellaneous" version="1")}remarks text{REMARKSBOX}
```

Would produce:



CUSTOM BODY (WIKI SYNTAX)

You can use wiki syntax to style the content of the remarksbox.

This code:

{REMARKSBOX(type="note" title="Note")}{DIV(type="h3")}Heading h3{DIV}remarks text%%%Another line{REMARKSBOX}

Would produce:

×

 Note

HEADING H3

remarks text

Another line