

# Profiles Advanced tab

## Overview

Use this tab to specify a Tiki repository URL and data channel

## To Access



From the Profiles Admin page, click the **Advanced** tab.






Related Topics




• [Tiki Profiles](#)








Option	Description	Default
Automatically approve wiki-plugins on pages installed by profiles	<p>Some wiki-plugins require admin approval before they are executable. If turned on, then all wiki-plugins that are on wiki pages created via profiles are automatically approved.</p> <p>⚠ <i>Make sure your profiles are not executable or editable by untrusted users.</i></p>	Disabled
Developer mode	<p>For profiles under an approval workflow, always use the latest version, even if not approved.</p> <p>⚠ <i>Make sure you review the profiles you install.</i></p>	Disabled
Repository URLs	<p>List of URLs for the profile repositories that will be used</p> <p>👉 <i>Enter multiple repository URLs, one per line.</i></p>	<a href="http://profiles.tiki.org/pr..">http://profiles.tiki.org/pr..</a>
Data channels	<p>Data channels are templates that can be applied from a post request. They can be used to automate work on more complex installations.</p> <p>👉 <i>Data channels create a named pipe to run profiles from user space. One channel per line. Each line is comma delimited and contains <b>channel name, domain, profile, allowed groups, (optional) \$profilerequest:input\$ matches to groups.</b></i></p> <p>⚠ <i>There are security considerations related to using data channels. Make sure the profile page is controlled by administrators only.</i></p>	None

Option	Description	Default
Automatically approve wiki-plugins on pages installed by profiles	<p>Some wiki-plugins require admin approval before they are executable. If turned on, then all wiki-plugins that are on wiki pages created via profiles are automatically approved.</p> <p>⚠ <i>Make sure your profiles are not executable or editable by untrusted users.</i></p>	Disabled
Developer mode	<p>For profiles under an approval workflow, always use the latest version, even if not approved.</p> <p>⚠ <i>Make sure you review the profiles you install.</i></p>	Disabled
Repository URLs	<p>List of URLs for the profile repositories that will be used</p> <p>👉 <i>Enter multiple repository URLs, one per line.</i></p>	<a href="http://profiles.tiki.org/pr..">http://profiles.tiki.org/pr..</a>

Option	Description	Default
Data channels	<p>Data channels are templates that can be applied from a post request. They can be used to automate work on more complex installations.</p> <p> <i>Data channels create a named pipe to run profiles from user space. One channel per line. Each line is comma delimited and contains <b>channel name, domain, profile, allowed groups, (optional) \$profilerequest:input\$ matches to groups.</b></i></p> <p> <i>There are security considerations related to using data channels. Make sure the profile page is controlled by administrators only.</i></p>	None

Option	Description	Default
Automatically approve wiki-plugins on pages installed by profiles	<p>Some wiki-plugins require admin approval before they are executable. If turned on, then all wiki-plugins that are on wiki pages created via profiles are automatically approved.</p> <p> <i>Make sure your profiles are not executable or editable by untrusted users.</i></p>	Disabled
Developer mode	<p>For profiles under an approval workflow, always use the latest version, even if not approved.</p> <p> <i>Make sure you review the profiles you install.</i></p>	Disabled
Repository URLs	<p>List of URLs for the profile repositories that will be used</p> <p> <i>Enter multiple repository URLs, one per line.</i></p>	http://profiles.tiki.org/pr..
Data channels	<p>Data channels are templates that can be applied from a post request. They can be used to automate work on more complex installations.</p> <p> <i>Data channels create a named pipe to run profiles from user space. One channel per line. Each line is comma delimited and contains <b>channel name, domain, profile, allowed groups, (optional) \$profilerequest:input\$ matches to groups.</b></i></p> <p> <i>There are security considerations related to using data channels. Make sure the profile page is controlled by administrators only.</i></p>	None

Option	Description	Default
Automatically approve wiki-plugins on pages installed by profiles	<p>Some wiki-plugins require admin approval before they are executable. If turned on, then all wiki-plugins that are on wiki pages created via profiles are automatically approved.</p> <p> <i>Make sure your profiles are not executable or editable by untrusted users.</i></p>	Disabled
Developer mode	<p>For profiles under an approval workflow, always use the latest version, even if not approved.</p> <p> <i>Make sure you review the profiles you install.</i></p>	Disabled
Repository URLs	<p>List of URLs for the profile repositories that will be used</p> <p> <i>Enter multiple repository URLs, one per line.</i></p>	http://profiles.tiki.org/pr..

Option	Description	Default
Data channels	<p>Data channels are templates that can be applied from a post request. They can be used to automate work on more complex installations.</p> <p> <i>Data channels create a named pipe to run profiles from user space. One channel per line. Each line is comma delimited and contains <b>channel name, domain, profile, allowed groups, (optional) \$profilerequest:input\$ matches to groups.</b></i></p> <p> <i>There are security considerations related to using data channels. Make sure the profile page is controlled by administrators only.</i></p>	None
Automatically approve wiki-plugins on pages installed by profiles	<p>Some wiki-plugins require admin approval before they are executable. If turned on, then all wiki-plugins that are on wiki pages created via profiles are automatically approved.</p> <p> <i>Make sure your profiles are not executable or editable by untrusted users.</i></p>	Disabled
Developer mode	<p>For profiles under an approval workflow, always use the latest version, even if not approved.</p> <p> <i>Make sure you review the profiles you install.</i></p>	Disabled
Repository URLs	<p>List of URLs for the profile repositories that will be used</p> <p> <i>Enter multiple repository URLs, one per line.</i></p>	<a href="http://profiles.tiki.org/pr..">http://profiles.tiki.org/pr..</a>
Data channels	<p>Data channels are templates that can be applied from a post request. They can be used to automate work on more complex installations.</p> <p> <i>Data channels create a named pipe to run profiles from user space. One channel per line. Each line is comma delimited and contains <b>channel name, domain, profile, allowed groups, (optional) \$profilerequest:input\$ matches to groups.</b></i></p> <p> <i>There are security considerations related to using data channels. Make sure the profile page is controlled by administrators only.</i></p>	None