

Spam Protection tab

Akismet Spam protection for comments has been added to Tiki8, and multiple IP banning from Comment moderation or Action log has been added in Tiki9.

Overview

Use this tab to enable anti-spam CAPTCHAs and protect email address links.

To Access

From the Security Admin page, click the **Spam Protection** tab.

Note

When enabled, the following Tiki features are protected:

- wiki page edits
- wiki page comments
- forum posts and replies
- tracker item comments
- freetags
- calendar items
- newsletter subscriptions



ReCaptcha 3 support starts in Tiki20






Please note, that as opposed to the information in the generated table below, in Tiki 12.x there is only ReCaptcha version 1 (which was deprecated on March 30th 2018) available.

Related Topics

- Security
- Banning
- Comment moderation
- How to Ban many IP from fake registrations
- How to Remove SPAM
- Anti-spam
- See also: How to deal with

Option	Description	Default
Anonymous editors must enter anti-bot code (CAPTCHA)	Use CAPTCHA to ensure that anonymous input is from a person.	Enabled
CAPTCHA image word length	Number of characters the CAPTCHA will display. ☰ 2 4 6 8 10	6 characters
CAPTCHA image width	Width of the CAPTCHA image in pixels.	180 pixels
CAPTCHA image noise	Level of noise of the CAPTCHA image. 👉 Choose a smaller number for less noise and easier reading.	100
Use reCAPTCHA	Use reCAPTCHA, a specialized captcha service, instead of default CAPTCHA 👉 You will need to register at http://www.google.com/recaptcha	Disabled
Site key	reCAPTCHA public key obtained after registering.	None
Secret key	reCAPTCHA private key obtained after registering.	None
reCAPTCHA theme	Choose a theme for the reCAPTCHA widget. ☰ Clean Black Glass Red White	Clean
Version	reCAPTCHA version. ☰ 1.0 2.0 3.0	2.0
CAPTCHA questions	Requires anonymous visitors to enter the answer to a question.	Disabled
CAPTCHA questions and answers	Add some simple questions that only humans should be able to answer, in the format: "Question?: Answer" with one per line 👉 One question per line with a colon separating the question and answer	None
Protect email against spam	Protect email against spam submissions. ⚠️ Protect email against spam currently does not operate in pages edited in WYSIWYG mode (Tiki 6.1)	Enabled
Add "rel=nofollow" to external links	Nofollow is used to instruct some search engines that the link should not influence the ranking of the link's target in the search engine's index.	Disabled
Banning system	Deny access to specific users based on username, IP, and date/time range.	Disabled
Ban usernames and emails	Banning rules use both email and username to match rules.	Disabled

Option	Description	Default
Attempts number	Number of attempts user is allowed to login incorrectly before banning them from further attempts.	5
Banning system	The duration of the incorrect login attempts ban in minutes.	30
Comments moderation	Enables the admin or other authorized group member to validate comments before they are visible	Disabled
Use Akismet to filter comments	Prevent comment spam by using the Akismet service to determine if the comment is spam. If comment moderation is enabled, Akismet will indicate if the comment is to be moderated or not. If there is no comment moderation, the comment will be rejected if considered to be spam.	Disabled
Akismet API Key	Key required for the Akismet comment spam prevention.  <i>Obtain this key by registering your site at http://akismet.com</i>	None
Filter spam for registered users	Activate spam filtering for registered users as well. Useful if your site allows anyone to register without screening.	Disabled
Require passcode to register	Users must enter an alphanumeric code to register. The site administrator must inform users of this code. This is to restrict registration to invited users.	Disabled
Passcode	 <i>Alphanumeric code required to complete the registration</i>	None
Show passcode on registration form	Displays the required passcode on the registration form. This is helpful for legitimate users who want to register while making it difficult for automated robots because the passcode is unique for each site and because it is displayed in JavaScript.	Disabled
Registration page key	To register, users need to go to, for example: <code>tiki-register.php?key=yourregistrationkeyvalue</code>  <i>Key required to be on included the URL to access the registration page (if not empty).</i>	None

Interesting links

- 10 Tips to Keep Email Out of the Spam Folder
- CAN-SPAM Act: http://en.wikipedia.org/wiki/CAN-SPAM_Act_of_2003

- The full Can-Spam Act in HTML: <http://www.legalarchiver.org/cs.htm>
 - Avoid Trigger Words & Phrases: <http://blog.mannixmarketing.com/spam-trigger-words>
 - Include a Text Version of Your Email if You Are Sending HTML Emails
 - Use Permission Marketing Techniques
 - Use Spam Checkers Before Sending Your Emails
 - Get Off Blacklists
 1. SendScore.org
 2. Mx Tool Box
 3. DNS Stuff
 - Maintain a Good Text to Image Ratio
 - Avoid Spam Traps using using a Opt-In automated system
 - Avoid Large Attachments and Certain Attachment Types
 - Make Sure Your DKIM, SPF, Sender-ID and Domain Keys Are Setup Properly
-

Alias

[antibot](#) | [anti-bot](#) | [captcha](#) | [Anti-bot Captcha](#) | [No follow](#) | [ReCaptcha](#) | [Spam prevention](#) | [SpamPrevention](#)