
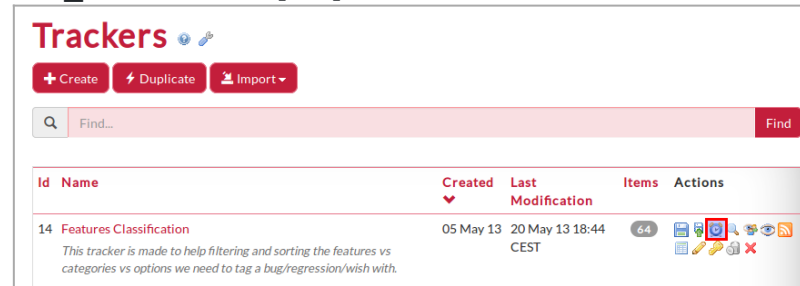










Tracker Events

Events on Tracker items: Changing status & email notification in advanced

It is possible to specify automatic item status change for a tracker after a certain period of inactivity. Moreover, some emails can be sent to warn the user about that change at some predefined time before the status item change is planned to happen.

You can define it through the **"Events"** option for tracker; the icon is shown in the list of Trackers (**tiki-list_trackers.php**) > column **"Actions"**: 



Id	Name	Created	Last Modification	Items	Actions
14	Features Classification <small>This tracker is made to help filtering and sorting the features vs categories vs options we need to tag a bug/regression/wish with.</small>	05 May 13	20 May 13 18:44 CEST	44	       

Click to expand

The interface for the status change based on the batch job looks something like (depending on your Tiki version):

From	To	Delay	After	Notification	Action
o	p	2 days	modification		✘
p	c	3 days	modification		✘

New event

From

To

Reference date

Delay

Notification
 Delay prior to status change

 Mail subject text

 Mail body resource

wiki:pageName for a wiki page or tplName.tpl for a template

The status change is done before considering to send notification.
 The time the event is approximate as it depends of the frequency of the cron
 The task that must be run is

cron command

```
cd /path_to_tiki_root; php tiki-batch_todo.php
```

In the modification/creation panel of a tracker, you can specify a change of status from one status (optional) to another after a certain time from the creation or last modification of an item. You can also specify if you wish to send a notification to the item creator. The subject of the message is a string. The body of the message is a smarty resource either a wiki page or a template, which can use a few variables inside:

- `{ $todo_itemId }`
- `{ $todo_tostatus }`

- `{ $todo_fromstatus }`
- `{ $todo_after }`
- `{ $todo_desc }` , which is fed with the first "isMain" type of field from that tracker, which could be the "title" or "name" assigned to that tracker item at item creation, etc.

Example (in Tiki6):

Status changes list

From	To	Delay	After	Notification	Action
o	p	1 day	creation	mail: creator before: 23 hours subject: You need to do..... body: wiki:changeStatus	✘

Status changes

From To

Notification

Notify creator the change before change

Mail subject text

Mail body ressource *wiki:pageName for a wiki page or tplName.tpl for a template*

wiki page changeStatus

In about `{ $todo_after|duration }`, the item `{ $todo_itemId }` ("`{ $todo_desc }`") will change from the status `{ $todo_fromstatus }` to `{ $todo_tostatus }`

In this example open items older than one day will have their status changed to pending. The item creator will receive a notification 23 hours before the change.

Since Tiki9, the events on tracker items can be run by means of Token Access.

Related:

- Trackers

- Batch

Alias names for this page:

TrackerEvents | TrackerEvent | Tracker Event