

WYSIWYG

Related Topics

- WYSIWYG vs Wiki syntax
- Wysiwyg Editor User
- Wysiwyg Editor Details
- Wysiwyg Editor Admin
- WysiwygPluginButton
- Bugs and Wishes

Overview

The WYSIWYG (What You See Is What You Get) feature provides a user friendly editing alternative to the Wiki syntax editor. When using the WYSIWYG editor, information copied and pasted into a wiki page will retain most of its original formatting.










To access

Click the **Wysiwyg** icon on the Control Panel or use **<http://example.org/tiki-admin.php?page=wysiwyg>**

Note

Tiki uses CKEditor for WYSIWYG.

Option	Description	Default
Full WYSIWYG editor	WYSIWYG is an acronym for "What You See Is What You Get". CKEditor is used to provide a word-processor-like editing experience. 🛠️	Enabled
Plugin WYSIWYG	Use a WYSIWYG editor to edit a section of content 🧪	Disabled

Option	Description	Default
Full WYSIWYG editor is optional	If WYSIWYG is optional, the wiki text editor is also available. Otherwise only the WYSIWYG editor is used.  <i>Switching between HTML and wiki formats can cause problems for some pages.</i>	Enabled
Full WYSIWYG editor is displayed by default	If both the WYSIWYG editor and the text editor are available, the WYSIWYG editor is used by default, for example, when creating new pages	Enabled
Reopen with the same editor	Ensures the editor last used to edit a page or item is used for the next edit as the default.	Enabled
WYSIWYG Height	Vertical or tabbed.	300px
WYSIWYG Preview Style	Vertical or tabbed.  Vertical Tab	Vertical
WYSIWYG Initial Edit Mode	WYSIWYG or Markdown.  WYSIWYG Markdown	WYSIWYG
Usage Statistics	Send hostname to Toast UI.	Disabled
Use Wiki syntax in WYSIWYG	Causes parsed text areas based on wiki syntax when not in WYSIWYG mode to keep using Tiki syntax, instead of HTML as the WYSIWYG editor uses by default. Sometimes referred to as a "visual wiki".  <i>Using wiki syntax in WYSIWYG mode will limit toolbar to wiki tools</i>  <i>Existing wiki pages remain in HTML, unless they are converted to non-WYSIWYG and back to WYSIWYG (one by one). CKeditor offers possibilities which may not be expressible in Tiki syntax. See issue #6518 for example</i>	Enabled
Inline WYSIWYG editor	Seamless inline editing. Uses CKEditor 4. Inline editing enables editing pages without a context switch. The editor is embedded in the wiki page. When used on pages in wiki format, a conversion from HTML to wiki format is required 	Disabled
Full WYSIWYG editor skin	 Moono (Default) Kama Bootstrap CK Minimalist Office 2013	Moono (Default)
Typefaces	List of font names separated by semi-colons (";")	sans serif;serif;monospace;..
Extra plugins	In Tiki, CKEditor uses the "standard" package in which some plugins are disabled by default that are available in the "full" package. See http://ckeditor.com/presets for a comparison of which plugins are enabled as standard.  <i>List of plugin names (separated by,)</i> 	bid,colorbutton,divarea,fi...

Option	Description	Default
Wiki paragraph formatting	When the wiki paragraph formatting feature is on, all groups of non-blank lines are collected into paragraphs. Lines can be of any length, and will be wrapped together with the next line. Paragraphs are separated by blank lines. When the Wiki paragraph formatting feature is off, each line will be presented as you write it. This means that if you want paragraphs to be wrapped properly, a paragraph should be all together on one line.	Enabled
Create line breaks within paragraphs	When Wiki paragraph formatting is enabled, this option creates line breaks within paragraphs.	Enabled
Ajax	Allows for efficient retrieval and display of information from the server, thus improving the user experience. This feature is required for the interface for many features to work. ⚠️ <i>This feature is required for the interface for many features to work properly.</i>	Enabled
Ajax auto-save	Save content during editing, enabling work to be recovered after any interruption. Also enable a real-time preview. This option is required for WYSIWYG plugin processing.	Enabled

alias

• CKEditor