

티키9

티키9는 2012년 6월 26일 출시되었고 [장기 지원 \(LTS\)](#) 버전으로 2015년 11월 까지 지원될 것입니다.

PHP 5.2.x 를 지원하는 최신버전입니다, 5.2.x의 PHP가 필요하다면 티키17이 출시될 때까지 유지를 하실 수 있습니다. 하지만, 진지하게 말씀드리자면, PHP 5.2.x 는 PHP 자체에서도 더 이상 지원되지 않으므로 PHP 5.3 으로 업그레이드 하시는 것이 좋습니다. 다음을 참고하십시오: [Version Lifecycle](#)

관련 링크:

- [Roadmap](#)
- [Tiki9](#)
- [Release notes are here](#)

티키9의 개발은 8.0 베타가 출시된 후에 시작되었습니다. [Tiki7](#) 과 [Tiki8](#) 은 대형 릴리즈였습니다. 티키9은 LTS임으로 비교적 좀 더 조용한 편이될 것으로 예측되었습니다. [Tiki10](#) 이 티키9보다 더 규모가 클 것으로 예측되지만, 7 처럼 크지는 않을 것입니다.

Table of contents

- 1.1. 기사 에서는 공용 프리태그에 기반하여 유사한 기사를 보여주게 됩니다
- 1.2. 일괄 작업
- 1.3. 작업 로그 데이터에서 스파머를 차단
- 1.4. BigBlueButton
- 1.5. 달력
 - 1.5.1. 달력 이름이 번역가능
 - 1.5.2. New interface "FullCalendar"
 - 1.5.3. Calendar: new options
- 1.6. Cron jobs
- 1.7. Daily reports
- 1.8. Draw
- 1.9. File galleries
 - 1.9.1. Maximum displayed name converted to a preference
 - 1.9.2. Thumbnails with transparency (png with transparent bg supported)
 - 1.9.3. VCS
 - 1.9.4. Wiki Attachments in File Galleries fixed
- 1.10. File upload improvements in text areas (and new toolbar icon)
- 1.11. HtmlFeeds
- 1.12. Image directory revamp
- 1.13. Map Improvements
- 1.14. Menu
- 1.15. Modules: new and updated
 - 1.15.1. module map_edit_features
 - 1.15.2. module months_links (blog and posts archive)

- 1.15.3. module users_own_rank
- 1.16. Multilingual Articles improved
- 1.17. PDF from (jQuery.S5) Slideshow
- 1.18. Plugins: new and improved!
 - 1.18.1. Pending approval notification
 - 1.18.2. Plugin AppFrame
 - 1.18.3. Plugin Category Transition
 - 1.18.4. Plugin Contribution Dashboard
 - 1.18.5. Plugin Convene ("Doodle"-like)
 - 1.18.6. Plugin Countdown
 - 1.18.7. Plugin Exercise
 - 1.18.8. Plugin HTMLfeed
 - 1.18.9. Plugin Page Tabs
 - 1.18.10. Plugin List
 - 1.18.11. Plugin Map
 - 1.18.12. Plugin MemberPayment
 - 1.18.13. Plugin Now
 - 1.18.14. Plugin Report
 - 1.18.15. Plugin Slideshow
 - 1.18.16. Plugin Timesheet
 - 1.18.17. Plugin TrackerFilter
 - 1.18.18. Plugin WYSIWYG
- 1.19. Profiles
- 1.20. Reports
- 1.21. Search: shell script added for cron and index maintenance
- 1.22. Security
- 1.23. Smarty updated to 3.1
- 1.24. Spam protection through multiple ip banning from comments and action log
- 1.25. Structures
- 1.26. TextBacklink Protocol
- 1.27. Themes
- 1.28. Timesheet
- 1.29. Token Access
- 1.30. Trackers
 - 1.30.1. Exporting items improvement
 - 1.30.2. Files field allows replacing files instead of just adding them in file galleries
 - 1.30.3. Item link improvements
- 1.31. TRIM
- 1.32. Wiki Structure enhancements
 - 1.32.1. Structure management with drag & drop
 - 1.32.2. Structures allows management delegation
- 1.33. WYSIWYG enhancements
- Upgrading
 - Upgrade from Tiki8
 - Upgrade from earlier than Tiki8 (Tiki6 LTS, ...)
 - 업그레이드 단계

(alphabetically sorted)

1.1. 기사 에서는 공용 프리태그에 기반하여 유사한 기사를 보여주게 됩니다

기사 기능이 한 기사의 하단에 유사한 기사로의 링크를 보여주도록 향상되었습니다, 이는 기사들간의 공통의 유사한 프리태그의 숫자에 기반합니다.

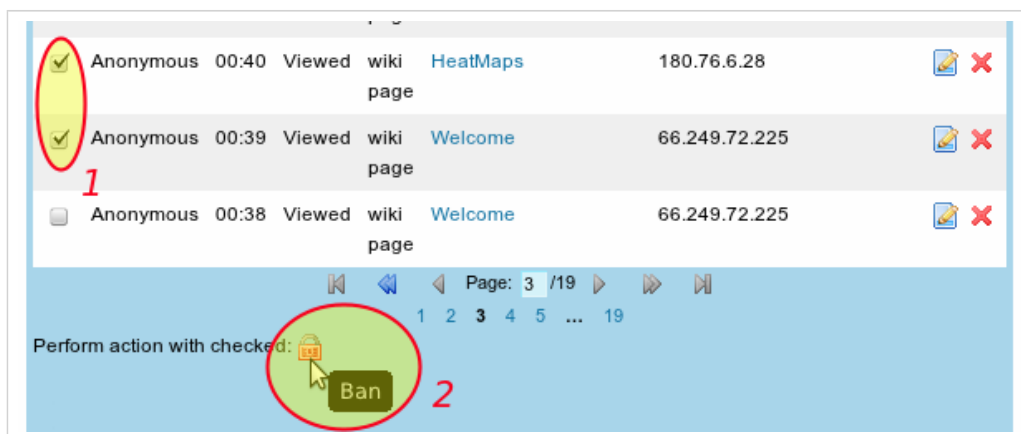
1.2. 일괄 작업

몇몇 일괄 작업이 향상되어서 토큰 액세스를 url에 기반하여 실행될 수 있게 되었습니다. 다음과 같이 구성되어 있습니다:

[Batch](#) 과 [Token Access](#) 을 참고하십시오

1.3. 작업 로그 데이터에서 스팸머를 차단

작업 로그 인터페이스 내부에 표기되는 여러 항목의 선택을 허용함과 그들의 IP의 정보를 차단 기능으로 보냄과 동시에 여러 개의 IP를 한번에 차단하도록 클릭수를 최소화하게 하는 새 선택사항이 있습니다.:



추가 정보는 [Banning](#) 을 참조하십시오.

1.4. BigBlueButton

음성/화상 컨퍼런스를 위한 BigBlueButton (BBB) 시스템은 BBB 0.8 이후로 회의를 녹화하도록 하여왔습니다. 티키는 이제 사용자에게 회의에 참여할 권한 없이도 녹화내용을 보여줄 수 있습니다, 이는 새 권한 `tiki_p_bigbluebutton_view_rec` 이 추가되었기 때문입니다.

추가 정보는 다음을 참고하십시오: [BigBlueButton](#)

1.5. 달력

1.5.1. 달력 이름이 번역가능

Calendar names are now translatable (but not individual events).

- This is useful if you have a calendar ID which has events in several languages. Ex. Training/Formation for CalendarID #4 and each event's info (ex.: name/description) can be in any language or you can make bilingual. The translation of the calendar name label is done like any other translation string in Tiki (`lang/**/language.php` or `lang/**/custom.php` or [Interactive Translation](#). See [Calendar](#)

1.5.2. New interface "FullCalendar"

A new interface called "FullCalendar" in tiki has been added, which allows to edit events through drag and drop edition of items in the calendar. See [FullCalendar](#).

1.5.3. Calendar: new options

New options have been added to set default new events to all day, and another option to put the name of the event on each day. See [Calendars](#).

1.6. Cron jobs

Some webhosts don't allow users to set up cron jobs in shared hosting. To avoid this issue, Tiki9 includes another system to manage cronjob calls in a tiki site, in order to allow launching cron jobs from external servers with a special security [token](#).

See [Cron jobs](#).

1.7. Daily reports

Daily reports feature has been internally revamped, and has a few improvements for end users. These include improvements in internationalization of messages sent, footer added to messages, and tracker item comments are also include in the reports.

1.8. Draw

Draw has the ability to edit tracker files (through the tracker 'files' field) and wikiplugin_img. (ref r39344)

1.9. File galleries

1.9.1. Maximum displayed name converted to a preference

Maximum displayed name length a pref (default now 40)

1.9.2. Thumbnails with transparency (png with transparent bg supported)

Thumbnails use png image format for thumbnails if the source file is .png. This preserves transparency in thumbnails.

1.9.3. VCS

[File Gallery](#) include a simple version control system (VCS), which adds revision information to file versions. (Ref. r38587, r38596 in trunk)

1.9.4. Wiki Attachments in File Galleries fixed

There is a new preference to allow handling attachments in file galleries which is fixed in [Tiki9](#) (r38997).

1.10. File upload improvements in text areas (and new toolbar icon)

New icon and tool in the textarea toolbars allows for faster insertion of file in file galleries for end users, with a reduced number of clicks.

1.11. HtmlFeeds

Introduced in [Tiki9](#), this feature adds a way to push and pull html bits around from one site to another. See [Html Feeds](#).

1.12. Image directory revamp

The 3 directories for image storing (images/, pics/, img/) has been consolidated under img/ directory. See details [here](#)

1.13. Map Improvements

Additional improvements were made on mapping support to improve the integration with OpenLayers.

- Ability to use different base layers (OpenStreetMap, Google Street/Satellite/Physical)
- Create tracker items from the map view (when using the tracker input module)
- Display search results with periodic refresh on the map using arguments on the map plugin
- Associate icon to the tracker items rendered on the map
- Improved pop-up/infobox
- Added support for Google Street View
- Added the possibility to Draw over Maps via OpenLayers tools.
- And many more.

This was done for the [CartoGraf project](#), an interactive web-based mapping application to enhance learning in history and geography classes in high schools. CartoGraf is mainly based on [Maps](#), [Drawings](#), [PluginAppFrame](#) and [Trackers](#). This is a great example of how to use [profiles](#) to use a general purpose app (Tiki) to make a very specific application (CartoGraf).

1.14. Menu

Some enhancements to the menu admin which include some usability improvements, separated sections into tabs, fixed "quick urls" box, added auto completes for pages, prefs and perms, and improved preview.

See [Menu](#)

1.15. Modules: new and updated

1.15.1. module map_edit_features

New module, to edit features on [Maps](#) and adapt tracker input/markers to avoid internal conflicts in OpenLayers. See [Module map_edit_features](#).

1.15.2. module months_links (blog and posts archive)

Improved Module. The module has been improved to display blog posts or articles grouped by months and years, and when clicking in a month, the list of posts or articles will be expanded in real time to shown their titles.

1.15.3. module users_own_rank

New module, which shows the users' own rank and score in the 'My Score' module.

1.16. Multilingual Articles improved

Multilingual articles had some issues fixed and some interface improvements has been added

1.17. PDF from (jQuery.S5) Slideshow

[Slideshows](#) using jQuery.S5 allows to print the presentation in a single PDF file, using "dompdf" library, already included in Tiki9.

See [PluginSlideshow](#)

1.18. Plugins: new and improved!

1.18.1. Pending approval notification

The feature "**Plugin pending notification**" in "**Admin home > Editing and plugins > Plugins (tab)**" has been improved since its addition in [Tiki7](#). It currently sends a copy of the plugin pending approval in the email message to the admin users.

See [Plugins](#) for more information.

1.18.2. Plugin AppFrame

New plugin allowing to integrate various wiki pages and modules into a custom frame divided into tabs and columns. The frame will take up as much space as possible in the screen.

See [PluginAppFrame](#).

1.18.3. Plugin Category Transition

New plugin that displays controls to trigger [Category transitions](#) for any object. See [PluginCategoryTransition](#)

1.18.4. Plugin Contribution Dashboard

New plugin that lists users contributions to your work. See [PluginContributionsDashboard](#)

1.18.5. Plugin Convene ("Doodle"-like)

New plugin that allows a group to indicate their preferences for the best option to convene a date for a meeting, action, etc. The interface and purpose is very similar to the basic goal that is commonly achieved by using the website "Doodle" (<http://doodle.com>).

CHOICES: Ok (+1) Not ok (-1) Unconfirmed (+0)

Meeting for next month

	2012-05-19 11:00	2012-05-20 11:00	2012-05-26 11:00	2012-05-27 11:00
Mary	✓	✗	?	?
Xavi	✓	✗	✓	?
admin	✗	✓	✓	?
	1	-1	2	0

Remove date

Remove user choices

Add User

STEP 1: Write username + press ENTER

Send winning choice to the predefined Calendar

Add date

STEP 2: Edit user choices

STEP 3: Choose your options

STEP 4: Save

Convene

	18/05/13 11:00h	18/05/13 17:00h	19/05/13 11:00h	19/05/13 17:00h
Xavi	Ok	Unconfirmed	Not ok	Not ok
	1	1	-1	-1

Add User

Add User

Add Date

See [PluginConvene](#)

1.18.6. Plugin Countdown

Many fixes and improvements to [PluginCountdown](#) have been implemented.

1.18.7. Plugin Exercise

New plugin. See [PluginExercise](#)

1.18.8. Plugin HTMLfeed

New plugin. See [PluginHTMLfeed](#)

1.18.9. Plugin Page Tabs

Introduced in [Tiki9](#), it allows the display of content in Tabs, where tabs = wiki pages. (ref. r39020). See [PluginPageTabs](#).

1.18.10. Plugin List

New parameters `maxRecords` and `offset` added, and use the preference for maximum records if this is not set in plugin parameters. See [PluginList](#).

1.18.11. Plugin Map

Improved plugin, which currently allows to specify layers to load via search. See [PluginMap](#).

1.18.12. Plugin MemberPayment

Improved plugin, which currently allows for giving of free periods on the purchase of at least 1 real full period. Moreover, the plugin shows 2 decimal places even if there is only one. See [PluginMemberPayment](#).

1.18.13. Plugin Now

Display the current date or time -> [PluginNow](#)

1.18.14. Plugin Report

New plugin, that builds a [Report](#), stores it in a wiki page, and has the ability to edit it from the wiki page itself. See [PluginReport](#).

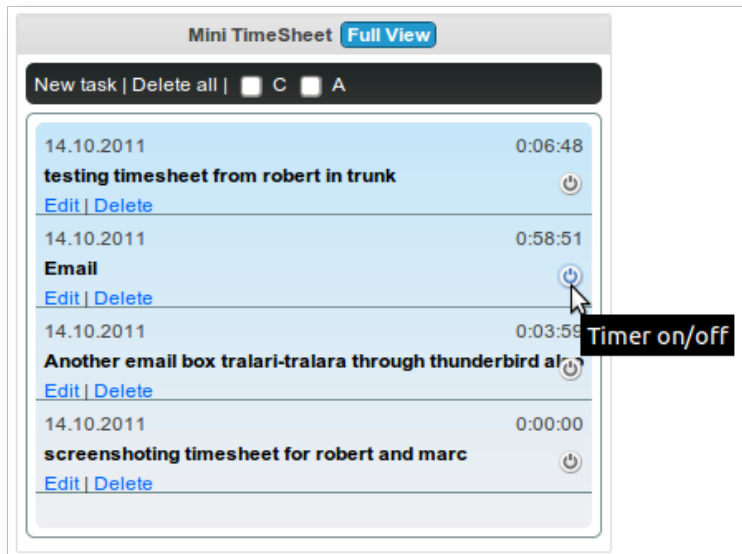
1.18.15. Plugin Slideshow

It includes the option to generate a [PDF](#) from the presentation itself. See [PluginSlideshow](#)

1.18.16. Plugin Timesheet

This plugin allows to use the new feature [#Timesheet](#) inside a wiki page.

See [PluginTimeSheet](#)



1.18.17. Plugin TrackerFilter

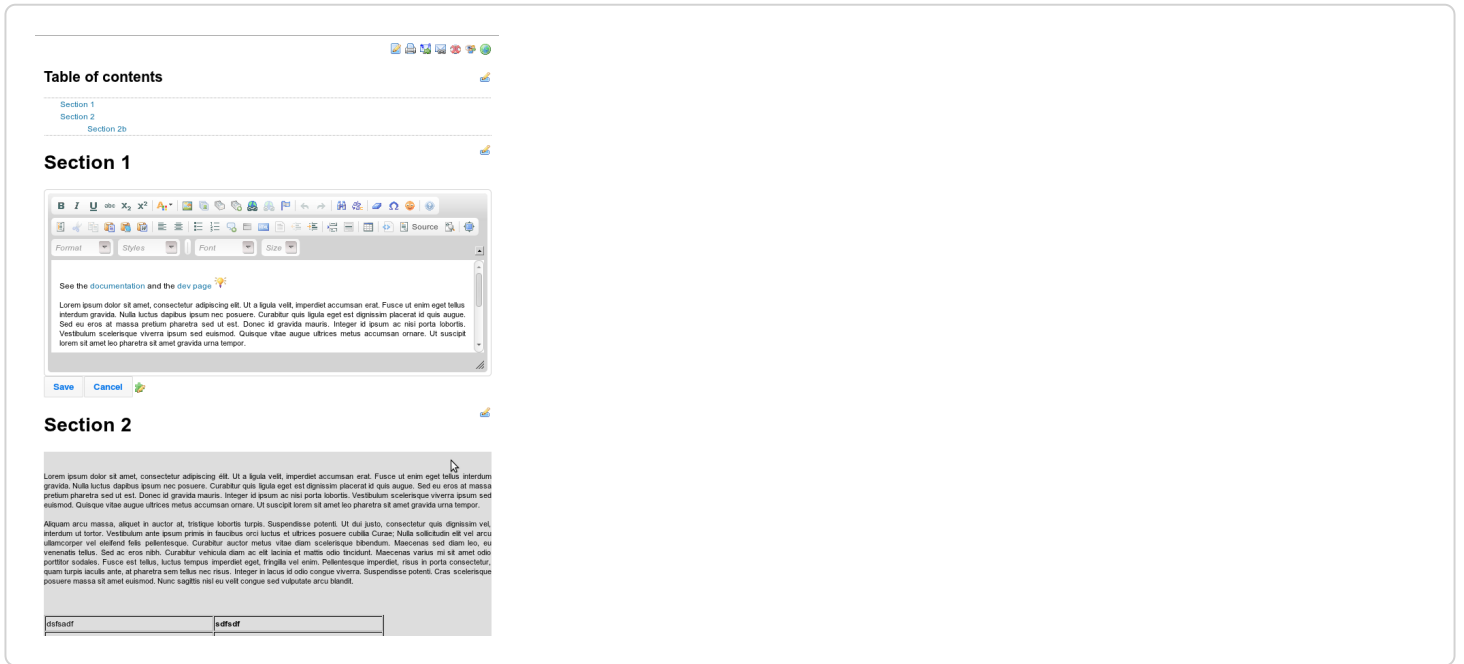
It allows filtering for the fields [Tags Tracker Field](#) and [Auto-Increment Field](#).

And basic support has been added for [Item link](#) field type also.

1.18.18. Plugin WYSIWYG

This plugin permits to have a WYSIWYG section for part of a page. For example, you want to use [WYSIWYG](#) for a table, but keep most of the page as wiki syntax.

See [PluginWYSIWYG](#)



The screenshot displays a page editor interface. At the top, there is a 'Table of contents' section with links to 'Section 1' and 'Section 2'. Below this, 'Section 1' is visible, containing a WYSIWYG editor window. The editor has a toolbar with various icons for text formatting (bold, italic, underline, strikethrough, text color, background color), font size, and alignment. The main editing area contains placeholder text: 'See the documentation and the dev page' followed by several paragraphs of Lorem Ipsum. Below the editor, 'Section 2' is shown, containing more Lorem Ipsum text and a table with two columns and two rows. The table cells contain the text 'idshadr' and 'sdfdsdf'.

1.19. Profiles

Tiki9 allows to update tracker item via configuration [profiles](#).

1.20. Reports

A new feature for reporting based on other tiki features has been added, deprecating the previous partial "tracker reports". See [Reports](#).

Tracker

Tracker

Start

End

Item Id

Status Toggle Checked

o

p

c

Search for

Fields Toggle Checked

Summary - 254

Associated project - 255

Description - 256

Amount of time spent - 257

Done by - 258

	A	B	C	D	E
1	254	255	256	257	258
2	Watch TV		Taking it easy	5	
3					

1.21. Search: shell script added for cron and index maintenance

Shell script for use in cron tasks for search index maintenance. See [Search and List from Unified Index](#) and [Cron](#).

1.22. Security

A new preference has been added (`trust_input`) to allow (or disallow) the `tiki_p_trust_input` permission in a tiki-wide sense to increase security. It defaults to `n` for safety. See [General Security](#)

1.23. Smarty updated to 3.1

Smarty, the template engine used in Tiki, has been updated to its version 3.1.

More information for developers (end users shouldn't notice too much difference):

http://smarty-php.googlecode.com/svn/trunk/distribution/SMARTY_3.1_NOTES.txt

1.24. Spam protection through multiple ip banning from comments and action log

[Spam protection](#) as been enhanced by means of adding the ability to send multiple ip information to the Admin [Banning](#) directly from either the [Comment moderation](#) or from the [Action log](#).

1.25. Structures

See [#Wiki_Structure_enhancements](#) below

1.26. TextBacklink Protocol

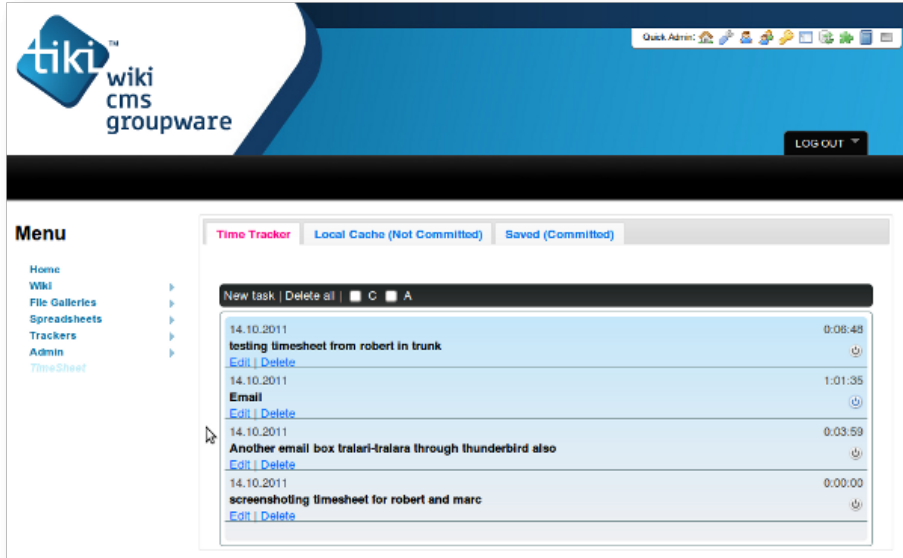
Introduced in [Tiki9](#), this feature allows to create a dynamic compendia. See [TextBacklinkProtocol](#)

1.27. Themes

Raspberry theme option added for FiveAlive theme. See [Themes](#)

1.28. Timesheet

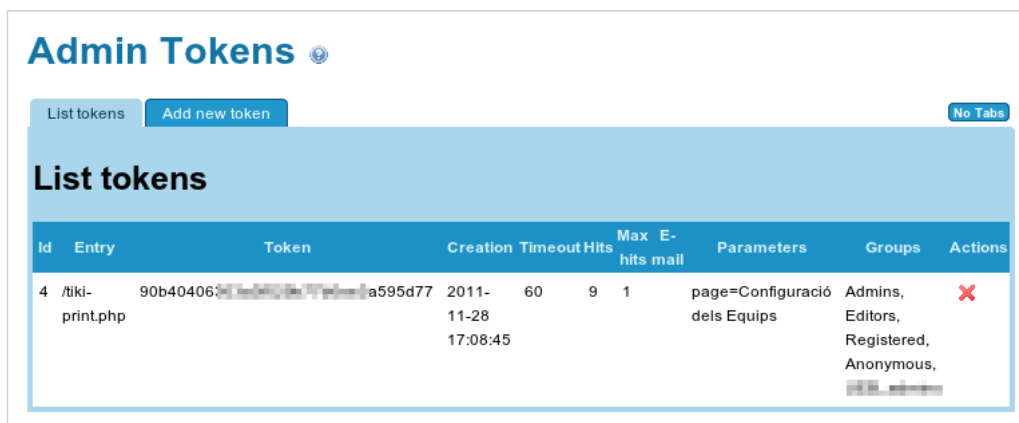
Timesheet allows to track time spent on different tasks and projects. It uses an special [jQuery](#) plugin called JTrack, which allows to have time counters on even if the users closes the browser or logout for some reason. It is a very useful feature for project management, in which workers are expected to record the time spent on different tasks.



See [TimeSheet](#)

1.29. Token Access

It has been improved with an interface in the admin panels, and another interface to manage created tokens and create new ones. Moreover, tokens can have no limit in time or clicks. See [Token Access](#)



1.30. Trackers

1.30.1. Exporting items improvement

New option added to export ItemLink fields by reference instead of displayed value for cases when the purpose is to reimport later. See the new checkbox saying "**Export ItemLink type fields as the itemId of the linked item (to facilitate importing)**". For more information, see also [Item Link](#).

1.30.2. Files field allows replacing files instead of just adding them in file galleries

Tracker Files field has the ability to replace existing file, instead of simply adding files in the file gallery. See [Files Tracker Field](#)

1.30.3. Item link improvements

Some new parameters have been added to tracker field "item link", which allows selecting more than one item from Tracker B as linked with that item in Tracker A, and many other improvements.

Multiple Fields
31493172449317270
Display the values from multiple fields instead of a single one.

Status Filter
all
Limit the available items to a selected set

Link Page
Link to a wiki page instead of directly to the item

Add Items
Display text to allow new items to be added - e.g. "Add item..." (requires JQuery-UI)

Add Item Template Page
Wiki page to use as a Pretty Tracker template

Preselect item based on value in this field
0
Preselect item based on value in specified field ID of item being edited

Preselect based on value in this remote field
0
Match preselect item with this field ID in tracker that is being linked to

Preselection matching method
Exact Match
Method to use to match fields for preselection purposes

One item per value
Displays all the items for a same value with a notation value (itemid)
Display only one random item per value

Select multiple values
Yes
Allow the user to select multiple values

Validation
Permissions
Advanced

OK Cancel

See Tracker Field [Item Link](#).

1.31. TRIM

The Tiki Remote Instance Manager (TRIM) supports to backup wordpress instances. See [TRIM](#) and [WordPress importer](#).

1.32. Wiki Structure enhancements

1.32.1. Structure management with drag & drop




































Nodes from Wiki Structures can be moved around in the tree through drag and drop. In addition, "add new page" form has been moved into a dialog and add + buttons have been added to page actions

Modify Structure:

Structures

Structure Layout

Top Alias: Update

1. Tutorials	<input type="text" value="Page alias..."/>	    
1. Tutorial: Registration and Login	<input type="text" value="Page alias..."/>	    
2. Editing Wiki Pages	<input type="text" value="Page alias..."/>	    
1. Lost edit	<input type="text" value="Page alias..."/>	    
3. Menu HOWTO	<input type="text" value="Page alias..."/>	    
4. Tutorial: Navigating Maps	<input type="text" value="Page alias..."/>	    
5. Create a profile	<input type="text" value="Page alias..."/>	    

See [Structures](#)

1.32.2. Structures allows management delegation

The permission to edit structures (tiki_p_edit_structures) has now object scope, which allows to delegate it's management to some groups of users, without granting the same permission globally or to the other structures.

This management allows to add new pages to the sttucture or to move pages to different positions in the same structure.

See [Structures](#)

1.33. WYSIWYG enhancements

- WYSIWYG editor which saves in Wiki syntax (instead of HTML) has been improved quite a bit.

To activate: tiki-admin.php?page=wysiwyg -> Use Wiki syntax in WYSIWYG

Tiki9 add a new option, Visual Wiki.

It is available from the WYSIWYG admin panel "Use Wiki syntax in WYSIWYG" and can be set on or off. With Visual Wiki, Wiki syntax and HML can be used together on the same text area.

It still have some limitations as it is very new. (note: it is experimental)

Setting it on add a new toolbar set "Visual Wiki" in conjunction with previous Wiki and WYSIWYG toolbar that stay the same as previous version.

Upgrading

Upgrade from Tiki8

If you had some toolbars with custom icons, you might need to reset them, since there was a general directory revamp of icons in Tiki, and the toolbar admin interface won't work with these "bad" tools in there, if the icon paths are wrong.

- There is a "**delete all custom tools**" option that you can launch with this url:
tiki-admin_toolbars.php?reset_all_custom_tools=y
- ... and you should get a confirm message - confirm it and all the custom tools will be gone. You will have to remake them afterwards with the correct icon paths.

Hopefully there will be an upgrade script to fix this before Tiki 9, but just in case, and for early tester, this workaround should do.

Upgrade from earlier than Tiki8 (Tiki6 LTS, ...)

Besides reading the general [Upgrade](#) notes, keep in mind also that [Tiki7](#) introduced several major changes from prior versions. If you are upgrading from an earlier version, you are encouraged to read first the pages describing the changes introduced in earlier versions of Tiki, such as:

- [Tiki8](#)
- [Tiki7](#), especially http://doc.tiki.org/Tiki7#Upgrade_notes
- [Tiki6](#)
- [Tiki5](#), especially http://doc.tiki.org/Upgrade#If_you_need_to_fix_the_encoding_issue
- [Tiki4](#)
- [Tiki3](#)

If you were using trackers in your [Tiki configuration profiles](#), beware of the changes in the tracker fields. See the section [Profiles](#) in the [Tiki8](#) page.

업그레이드 단계

이전 버전에서 9로 업그레이드할 경우 다음 단계들을 기억하십시오.

1. 지난 몇 년간 일반 [업그레이드](#) 주의 사항을 읽어보지 않았다면, 먼저 읽어보십시오.
2. (콘솔로의 접근이 가능하다면) `setup.sh` 를 다시 실행하시는 것을 기억해 두십시오.
3. 모듈과 관리의 변경 내역에 대하여 주의하십시오:
<http://dev.tiki.org/Modules+Revamp>
4. 귀하의 테마 스타일을 업그레이드하는 데 구체적 주의사항에 대하여 다음 두 페이지를 확인하십시오:
 - <https://themes.tiki.org/Upgrading>
 - <https://themes.tiki.org/Theme+header+modules>

귀하의 맞춤형 사이트 헤더가 손실될 수 있다는 점에 유의하십시오, 이럴 경우 모듈 관리를 사용하여 수작업으로 다시 실행해야 할 필요가 있습니다

다른 경우로는, 맞춤형 상단 바 코드 혹은 **Admin Home > Look & Feel > General Layout**

Options 에서 코딩한 다른 맞춤형 섹션이 잘못 위치될 수도 있습니다. 그럴 경우, **Admin > Modules** 으로 가셔서 모듈의 적절한 순서를 설정하십시오 (헤더 모듈의 적절한 순서에 관한 추가 정보는 [Theme Header Modules](#) 를 참조하십시오).

5. 플러그인 호출의 일부를 재승인해야할 수도 있습니다.

<http://귀하의도메인/tiki-plugins.php> 에 관리자로 가셔서 전부 승인하도록 하십시오 (언제나 필요가 있을 경우 수정 이후에 진행하도록 합니다)

추가 상세내역은 [업그레이드](#) 를 참고하십시오.

티키9 으로 링크한 페이지들

No pages link to [티키9](#)