

Part of this page should [merge](#) with [Blogs Admin](#) and the rest should be included in the Admin Guide

Blogs Config

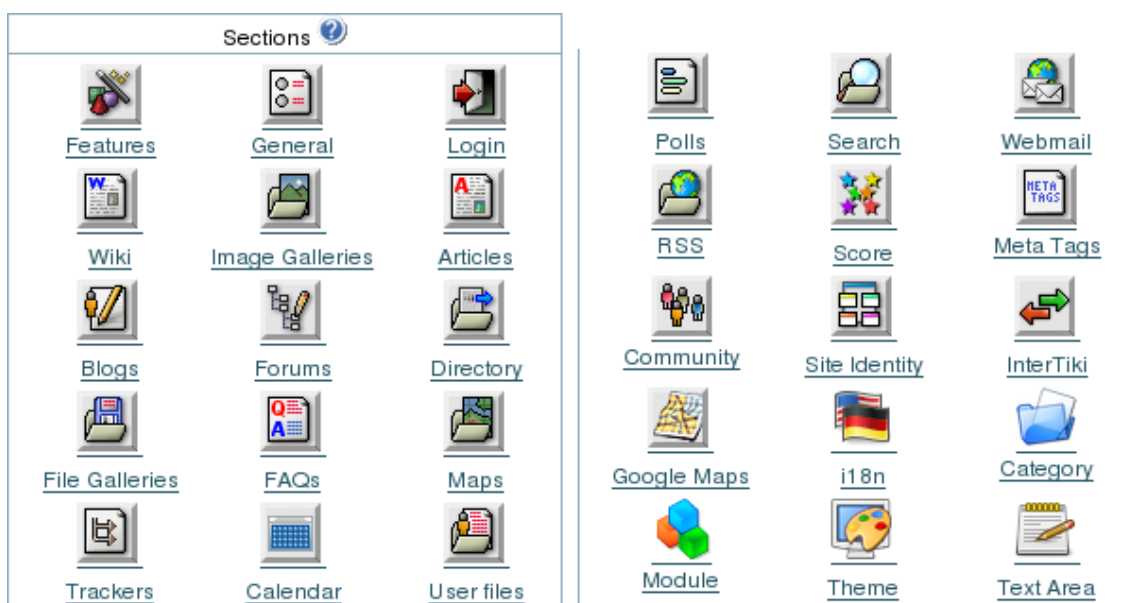


Admin Access

To access administration, go to **Home Page** and, on the **Menu**, click on "**Admin (click!)**".

Sections: Tiki Admin Panel

You will access the **Sections Tiki Config** Panel , as shown in this graphics:



Blog settings



Blogs

..

From the Tiki Config Panel, click the Blogs icon to display its settings panel, the top of which appears like so:

The screenshot shows the 'Blog settings' interface. At the top, there's a dropdown for 'Home Blog (main blog)' and a 'Set prefs' button. Below that, the 'Blog features' section includes checkboxes for 'Rankings' (checked), 'Blog level comments', 'Post level comments', and 'Spellchecking'. There are also dropdowns for 'Default ordering for blog listing' (set to 'Creation date (desc)') and 'In blog listing show user as' (set to 'Plain text'). A 'Set features' button is at the bottom of this section. The 'Blog listing configuration' section lists various fields with checkboxes: 'title', 'description', 'creation date', 'last modification time', 'user', 'posts', 'visits', and 'activity', all of which are checked. A 'Change preferences' button is at the bottom. The 'Blog comments settings' section has a text input for 'Default number of comments per page' (set to '10') and a dropdown for 'Comments default ordering' (set to 'Points'). A 'Change preferences' button is also present here.

Home Blog (main blog)

The Home Blog will have the following properties:

- If not selected it will default to the first blog created.
- It's where you go if you click on blogs in the main menu (without expanding the menu).
- It's where you go as the home page if you select the home page to be a blog (in the general settings).

Blog features

Enable/disable rankings/comments and you can select which is the Home Blog.

Blog listings configuration




















Blog comments settings

Blog Archives

You can see the blog archives using the module **months_links**, which will also allow you to see links for other years posts.

| | | |
|--|---|---|
| <p>Archives</p> <p>July 2010 (1)</p> <p>June 2010 (4)</p> <p>May 2010 (3)</p> <p>April 2010 (2)</p> | <p>Archives</p> <p>Juillet 2010 (1)</p> <p>Juin 2010 (4)</p> <p>Mai 2010 (3)</p> <p>Avril 2010 (2)</p> | <p>Архивы</p> <p>Июль 2010 (1)</p> <p>Июнь 2010 (5)</p> <p>Апрель 2010 (1)</p> |
| <p>Module shown when English is selected as language</p> | <p>Module shown when French is selected as language</p> | <p>Module shown when Russian is selected as language</p> |
| <p>Note that the number of blog posts per year can vary depending on the language</p> | | |

In order to have this module configured, you have to add some parameters as in the screenshot below:

| Right Modules | | | | | | |
|-----------------|-------|-------|------|---|-----------|---|
| Name | Order | Cache | Rows | Parameters | Groups | Action |
| last_blog_posts | 2 | 0 | 10 | title=Latest+Comments&nonums=y | Anonymous |     |
| months_links | 31 | 0 | 10 | feature=blogs&id=1&lang=en&title=Archives | Anonymous |      |
| months_links | 32 | 0 | 10 | feature=blogs&id=2&lang=fr&title=Archives | Anonymous |      |
| months_links | 33 | 0 | 10 | feature=blogs&id=3&lang=ru&title=Архивы | Anonymous |      |

So this way, each language can have a module specific for that language, showing the posts of that blog (one blog per language), for a given time frame, specified in the parameters of the module definition.

In addition, you can show blog posts between two dates in a wiki page using the [Blog list](#) plugin, with the parameters for start date and end date.

From Here

- Learn how to administer daily TikiWiki's blog functions in [Blogs Admin](#).
- Curious to see what's under the hood? See [Blog Ref](#) for the details.

alias

[Blog Archives](#)