

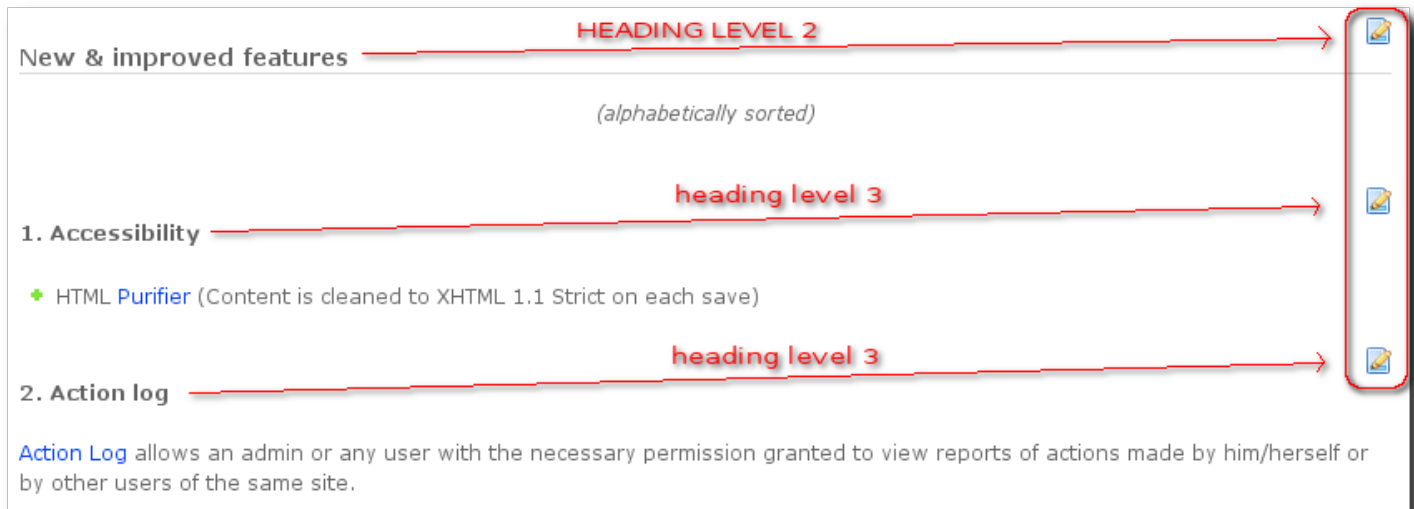
# Edit by Section

Edit by section is a common feature in wiki software, allowing the user to edit (only) a section of a page rather than the whole thing. Edit by section is available starting in [Tiki2](#)

It doesn't work with [WYSIWYG](#)

## How it works

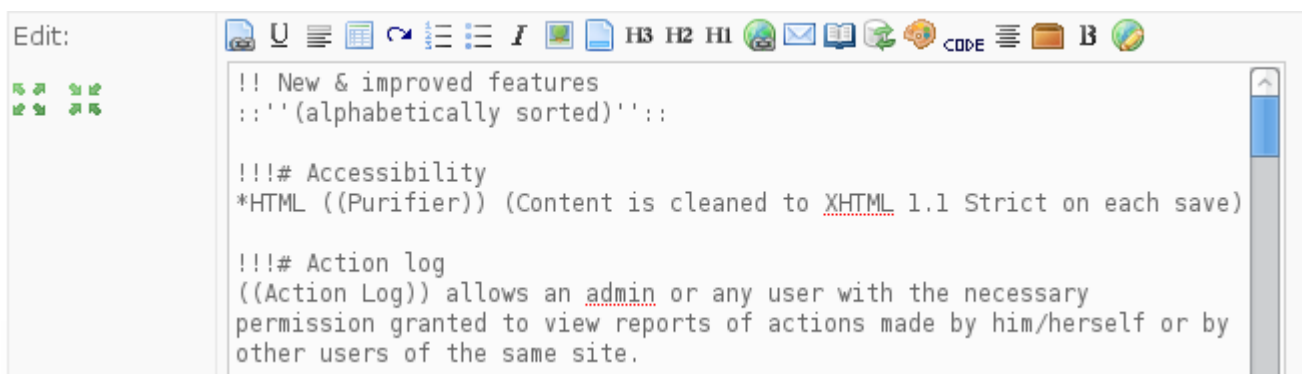
Edit by section will add an edit button to the right side of any heading using the `!`, `!!`, `!!!`, `!!!!` (and higher) syntax.



The screenshot shows a wiki page with the following structure:

- Heading level 2: **New & improved features** (with an edit button to its right)
- Text: *(alphabetically sorted)*
- Heading level 3: **1. Accessibility** (with an edit button to its right)
- Text: **+** [HTML Purifier](#) (Content is cleaned to XHTML 1.1 Strict on each save)
- Heading level 3: **2. Action log** (with an edit button to its right)
- Text: [Action Log](#) allows an admin or any user with the necessary permission granted to view reports of actions made by him/herself or by other users of the same site.

If you click on the edit button (📝) next to a heading of level 2, for instance (like "**New & improved features**" in the previous screenshot), you'll be allowed to edit the content between that heading level 2 and the following heading level 2 or higher. In this case, you'll be able to edit the content inside including the content between headings level 3 included in that section.



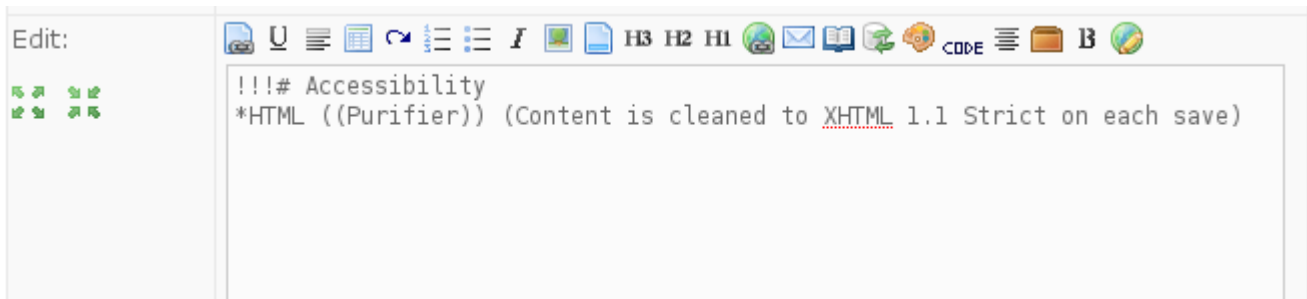
The screenshot shows the raw markup for the section:

```
!! New & improved features
::'(alphabetically sorted)''::

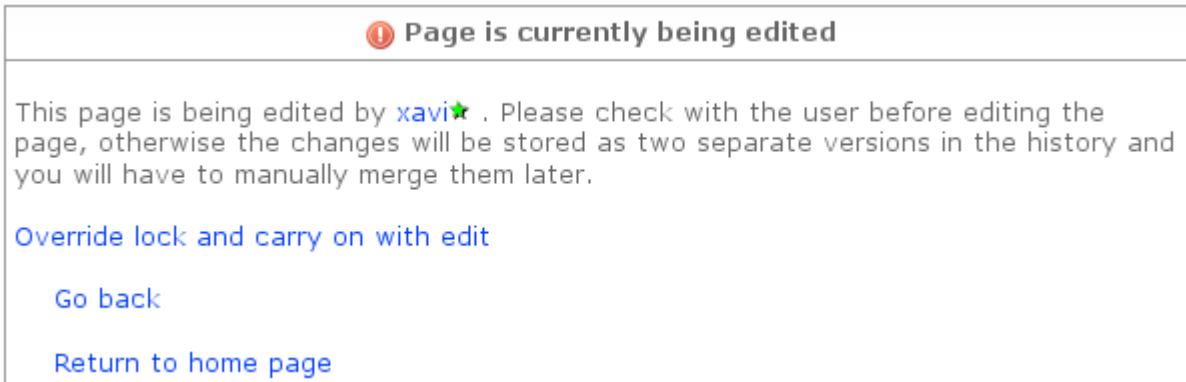
!!!# Accessibility
*HTML ((Purifier)) (Content is cleaned to XHTML 1.1 Strict on each save)

!!!# Action log
((Action Log)) allows an admin or any user with the necessary
permission granted to view reports of actions made by him/herself or by
other users of the same site.
```

However, if you click on the heading level 3 below (in this example, called "**1. Accessibility**"), you will be able to edit the content between that heading until the next heading level 3 ("**2. Action log**", in this example), excluding it.



While you are editing that section, if anybody else attempts to edit that section or any lower level section from that content that you are editing, that other user will be shown a box reporting that that content is being edited by another user at that time.



On the contrary, if that users clicks on any other section of that same page, that user will be able to edit that section without any problem, and avoiding the concurrent edition conflict, since sections are handled individually. *(by the time of this writing - June 8th, 2008 - , there was a bug preventing to work like this, and concurrent edition conflict was still reported in this case)*

## To enable

Go to Admin>Wiki and check "**enable edit by section**".

More information

---

See also:

[Wiki Syntax](#), [PluginSPLIT](#)

Alias

---

- [Section Edit](#)
- [Edit Section](#)