

## External Wikis

External Wiki feature is used to make linking to other Tiki, websites topics easier. Using it you will be able to reuse with minimum work a connection (through a link) to your "network" of Tikis and regularly used websites.

## Some examples:

The string on the left are the wikilink or the link shorthand. tw for tiki.org, dev for dev.tiki.org, wq for wikiquote, wd for wiktionary, lq for linuxquestions, wp for wikipedia.

**External wiki and site samples set at Doc**

tw [https://tiki.org/\\$page](https://tiki.org/$page) dev [https://dev.tiki.org/\\$page](https://dev.tiki.org/$page) wq [https://en.wikiquote.org/wiki/\\$page](https://en.wikiquote.org/wiki/$page) wd  
[https://en.wiktionary.org/wiki/\\$page](https://en.wiktionary.org/wiki/$page) lq [https://wiki.linuxquestions.org/wiki/\\$page](https://wiki.linuxquestions.org/wiki/$page) wp [https://en.wikipedia.org/wiki/\\$page](https://en.wikipedia.org/wiki/$page)

## Simple linkage

To make a link to any external wiki or site above on this site you can use the [internal wiki](#) double round brackets syntax with a prefix as "dev:" inside. For instance, to make a link to

<https://dev.tiki.org/Get-code>

you could use:

`((dev:Get-code))`

And it would produce this link:

[Get-code](#)

## Changing the string displayed

It is possible to use a different string of sentence that the page name to create a more descriptive link. Following the example above we want to improve the information the visitor will see. "Get-code" is quite short, "Get-code and join Tiki dev team" is already more explicit.  
you could use:

```
((dev:Download|Get-code and join Tiki dev team))
```

And it would produce this link:

[Get-code and join Tiki dev team](#)

## Insert an external wiki reference

You can do that through the link at "Admin > External wikis", that will lead you to **tiki-admin\_external\_wikis.php**:

### Admin External Wikis

#### Create/Edit External Wiki

Name

URL

URL (use \$page to be replaced by the page name in the URL example: [http://www.example.com/tiki-index.php?page=\\$page](http://www.example.com/tiki-index.php?page=$page)):

Index

[*prefix*]main, such as tiki\_main

Search as















Leave blank to search using currently active groups.

Save

## List external wiki references

From the same `tiki-admin_external_wikis.php` you can see the list of external wiki references you already introduce them and edit or delete any of them. Below you can see, as a reference, the list of external wikis that we have defined in <http://doc.tiki.org> :

### External Wiki

Name	ExtWiki	Index	Search As	
wikisuite	<a href="http://wikisuite.org/\$page">http://wikisuite.org/\$page</a>			
suite	<a href="http://suite.tiki.org/\$page">http://suite.tiki.org/\$page</a>			
tv	<a href="http://tv.tiki.org/\$page">http://tv.tiki.org/\$page</a>			
profiles	<a href="http://profiles.tiki.org/\$page">http://profiles.tiki.org/\$page</a>			
rev	<a href="https://sourceforge.net/p/tikiwiki/code/\$page">https://sourceforge.net/p/tikiwiki/code/\$page</a>			
info	<a href="http://info.tiki.org/\$page">http://info.tiki.org/\$page</a>			
pr	<a href="http://profiles.tiki.org/\$page">http://profiles.tiki.org/\$page</a>			
userpage	<a href="http://doc.tiki.org/UserPage\$page">http://doc.tiki.org/UserPage\$page</a>			
two	<a href="http://tiki.org/\$page">http://tiki.org/\$page</a>			
edu	<a href="http://edu.tiki.org/tiki-index.php?page=\$page">http://edu.tiki.org/tiki-index.php?page=\$page</a>			
themes	<a href="http://themes.tiki.org/\$page">http://themes.tiki.org/\$page</a>	themes_tiki_org_main		
dev	<a href="http://dev.tiki.org/\$page">http://dev.tiki.org/\$page</a>	dev_tiki_org_main		
wp	<a href="http://en2.wikipedia.org/wiki/\$page">http://en2.wikipedia.org/wiki/\$page</a>			
tw	<a href="http://tiki.org/\$page">http://tiki.org/\$page</a>	tiki_org_main		

## Tips and Tricks

- [How to indicate and visually distinguish certain external links](#)

## For more information

- Please see [flash movie](#) of config process

## Alias

- [External Wiki](#)
- [ExternalWiki](#)
- [ExternalWikis](#)