

# General Layout Options tab

## Overview






Use this tab to select your Tiki theme and options, and other template configurations.










## Related Topics

- [Tiki Themes](#)

## To Access

From the [Look and Feel Admin](#) page, click the **General Layout Options** tab.







Option	Description	Default
Fixed width	Restrict the width of the site content area, in contrast to a liquid (full-width) layout.	Enabled
Layout width	The width of the site's content area (Bootstrap container div), centered in the browser window.  <i>The default is 1170px.</i>	1170px
<a href="#">Site layout</a>	Changes the template for the overall site layout  <i>Important: when using the Classic Bootstrap (fixed top navbar) layout, be sure to set the fixed-top navbar height, below, to prevent content overlap.</i> ☰ Single Container   Classic Tiki (3 containers - header, middle, footer)   Classic Bootstrap (fixed top navbar)	Classic Bootstrap (fixed to...
Enable layout per page, etc.	Specify an alternate layout for a particular wiki page, etc. 	Disabled
<a href="#">Fixed-top navbar height</a>	For the Classic Bootstrap or equivalent layout, specify the height of the navbar in fixed position at the top of the page. The logo module image assigned to the top module zone will scale to display correctly here.  <i>Clear the Tiki system cache for this change to take effect.</i>	90 px
<a href="#">Header bar and Address bar color</a>	Change the color of header bar and address bar according to the theme.	Disabled
Admin layout	Specify which layout template to use for admin pages. ☰ Single Container   Classic Tiki (3 containers - header, middle, footer)   Classic Bootstrap (fixed top navbar)	Single Container
Site logo and title	Display a site logo image and/or title in the page header area.  <i>This setting is expected to be moved from here to the admin-modules page.</i>	Enabled

Option	Description	Default
Logo source (image path)	This can be a conventional path to the image file, or the syntax for an image in a Tiki gallery.	img/tiki/Tiki_WCG.png
Logo title (on mouseover)	This appears as tool tip text. The site logo is also a link to the site index (top page).	Tiki-powered site
HTML "alt" tag description	Normally a description of the image, such as "Example.com logo"  <i>Used by text browsers, screen readers, etc.</i>	Site Logo
Site logo upload icon	Display an icon for admins to be able to change or upload the site logo.	Enabled
Site title	The displayed title of the website.	None
Subtitle	A short phrase that, for example, describes the site.	None
Top module zone	Activate zone for modules such as site logo, login form, etc. (page header)  Only if one or more modules are assigned   Always   Never	Only if one or more modules...
Topbar module zone	Activate zone for modules such as horizontal menu (navbar), search form, page-wide content, etc.  Only if one or more modules are assigned   Always   Never	Only if one or more modules...
Page top module zone	Activate zone for modules such as breadcrumbs, banners, share icons, etc  Only if one or more modules are assigned   Always   Never	Only if one or more modules...
Left column	 <i>Controls visibility of the left column of modules</i>  Only if one or more modules are assigned   Always   User decides   Never	User decides
Right column	 <i>Controls visibility of the right column of modules</i>  Only if one or more modules are assigned   Always   User decides   Never	User decides
Page bottom module zone	Activate zone for modules at the bottom of the main column of each page  Only if one or more modules are assigned   Always   Never	Only if one or more modules...

Option	Description	Default
<a href="#">Bottom module zone</a>	Activate zone for modules such as "powered by" and "rss list" (page footer) ☰ Only if one or more modules are assigned   Always   Never	Only if one or more modules...
Module file	Use a static module definition file instead of relying on the dynamic values generated by Tiki. Useful for custom themes. The file must be in YAML format, following the format used in profiles.	None
Extra module zones available	Extra module zones to be managed through the module administration interface. Useful if a custom theme or layout requires a special zone other than the predefined ones. 👉 <i>Comma-separated list, maximum of 20 characters per entry.</i>	None
Webmaster report	Activate the feature to report a problematic page to the webmaster..	Disabled
Webmaster email	A specific email address can be set for receiving the webmaster reports. 👉 <i>Leave blank to use the default sender email</i>	None

Unable to load the jQuery Sortable Tables feature.

Option	Description	Default
Fixed width	Restrict the width of the site content area, in contrast to a liquid (full-width) layout.	Enabled
Layout width	The width of the site's content area (Bootstrap container div), centered in the browser window. 👉 <i>The default is 1170px.</i>	1170px
<a href="#">Site layout</a>	Changes the template for the overall site layout 👉 <i>Important: when using the Classic Bootstrap (fixed top navbar) layout, be sure to set the fixed-top navbar height, below, to prevent content overlap.</i> ☰ Single Container   Classic Tiki (3 containers - header, middle, footer)   Classic Bootstrap (fixed top navbar)	Single Container
Enable layout per page, etc.	Specify an alternate layout for a particular wiki page, etc. 🏠	Disabled

Option	Description	Default
<a href="#">Fixed-top navbar height</a>	<p>For the Classic Bootstrap or equivalent layout, specify the height of the navbar in fixed position at the top of the page. The logo module image assigned to the top module zone will scale to display correctly here.</p> <p> <i>Clear the Tiki system cache for this change to take effect.</i></p>	None
<a href="#">Header bar and Address bar color</a>	Change the color of header bar and address bar according to the theme.	Disabled
Admin layout	<p>Specify which layout template to use for admin pages.</p> <p> Single Container   Classic Tiki (3 containers - header, middle, footer)   Classic Bootstrap (fixed top navbar)</p>	Single Container
Site logo and title	<p>Display a site logo image and/or title in the page header area.</p> <p> <i>This setting is expected to be moved from here to the admin-modules page.</i></p>	Enabled
Logo source (image path)	This can be a conventional path to the image file, or the syntax for an image in a Tiki gallery.	img/tiki/Tiki_WCG.png
Logo title (on mouseover)	This appears as tool tip text. The site logo is also a link to the site index (top page).	Tiki-powered site
HTML "alt" tag description	<p>Normally a description of the image, such as "Example.com logo"</p> <p> <i>Used by text browsers, screen readers, etc.</i></p>	Site Logo
Site logo upload icon	Display an icon for admins to be able to change or upload the site logo.	Enabled
Site title	The displayed title of the website.	None
Subtitle	A short phrase that, for example, describes the site.	None
<a href="#">Top module zone</a>	<p>Activate zone for modules such as site logo, log-in form, etc. (page header)</p> <p> Only if one or more modules are assigned   Always   Never</p>	Only if one or more modules...
<a href="#">Topbar module zone</a>	<p>Activate zone for modules such as horizontal menu (navbar), search form, page-wide content, etc.</p> <p> Only if one or more modules are assigned   Always   Never</p>	Only if one or more modules...

Option	Description	Default
Page top module zone	Activate zone for modules such as breadcrumbs, banners, share icons, etc ☰ Only if one or more modules are assigned   Always   Never	Only if one or more modules...
Left column	☞ Controls visibility of the left column of modules ☰ Only if one or more modules are assigned   Always   User decides   Never	User decides
Right column	☞ Controls visibility of the right column of modules ☰ Only if one or more modules are assigned   Always   User decides   Never	User decides
Page bottom module zone	Activate zone for modules at the bottom of the main column of each page ☰ Only if one or more modules are assigned   Always   Never	Only if one or more modules...
Bottom module zone	Activate zone for modules such as "powered by" and "rss list" (page footer) ☰ Only if one or more modules are assigned   Always   Never	Only if one or more modules...
Module file	Use a static module definition file instead of relying on the dynamic values generated by Tiki. Useful for custom themes. The file must be in YAML format, following the format used in profiles.	None
Extra module zones available	Extra module zones to be managed through the module administration interface. Useful if a custom theme or layout requires a special zone other than the predefined ones. ☞ Comma-separated list, maximum of 20 characters per entry.	None
Webmaster report	Activate the feature to report a problematic page to the webmaster..	Disabled
Webmaster email	A specific email address can be set for receiving the webmaster reports. ☞ Leave blank to use the default sender email	None

Unable to load the jQuery Sortable Tables feature.

Option	Description	Default
Fixed width	Restrict the width of the site content area, in contrast to a liquid (full-width) layout.	Enabled
Layout width	The width of the content area of the site, centered in the browser window. 👉 <i>for example, 960px</i>	1170px
Site layout	Changes the template for the overall site layout 👉 <i>Important: when using the Classic Bootstrap (fixed top navbar) layout, be sure to set the fixed-top navbar height, below, to prevent content overlap.</i> ☰ Single Container   Classic Tiki (3 containers - header, middle, footer)   Classic Bootstrap (fixed top navbar)	Single Container
Enable layout per page, etc.	Specify an alternate layout for a particular wiki page, etc. 🏠	Disabled
Admin layout	Specify which layout template to use for admin pages. ☰ Single Container   Classic Tiki (3 containers - header, middle, footer)   Classic Bootstrap (fixed top navbar)	Single Container
Site logo and title	Display a site logo image and/or title in the page header area. ⚠️ <i>This setting is expected to be moved from here to the admin-modules page.</i>	Enabled
Logo source (image path)	This can be a conventional path to the image file, or the syntax for an image in a Tiki gallery.	img/tiki/Tiki_WCG.png
Site icon	This is used in narrow (top to bottom) page headers. In some layouts, the image is scaled down to fit in the available space. 👉 <i>Recommended image height: 32 pixel</i>	img/tiki/tikilogo_icon.png
Logo background color	A legacy option to add a background color to the div that contains the logo image. 👉 <i>Examples: 1) silver - 2) #fff</i>	Transparent
Logo title (on mouseover)	This appears as tool tip text. The site logo is also a link to the site index (top page).	Tiki powered site
HTML "alt" tag description	Normally a description of the image, such as "Example.com logo" 👉 <i>Used by text browsers, screen readers, etc.</i>	Site Logo
Site title	The displayed title of the website.	None

Option	Description	Default
Subtitle	A short phrase that, for example, describes the site.	None
Top module zone	Activate zone for modules such as site logo, log-in form, etc. (page header) ☰ Only if one or more modules are assigned   Always   Never	Only if one or more modules...
Topbar module zone	Activate zone for modules such as horizontal menu (navbar), search form, page-wide content, etc. ☰ Only if one or more modules are assigned   Always   Never	Only if one or more modules...
Page top module zone	Activate zone for modules such as breadcrumbs, banners, share icons, etc ☰ Only if one or more modules are assigned   Always   Never	Only if one or more modules...
Left column	👤 <i>Controls visibility of the left column of modules</i> ☰ Only if one or more modules are assigned   Always   User decides   Never	User decides
Right column	👤 <i>Controls visibility of the right column of modules</i> ☰ Only if one or more modules are assigned   Always   User decides   Never	User decides
Page bottom module zone	Activate zone for modules at the bottom of the main column of each page ☰ Only if one or more modules are assigned   Always   Never	Only if one or more modules...
Bottom module zone	Activate zone for modules such as "powered by" and "rss list" (page footer) ☰ Only if one or more modules are assigned   Always   Never	Only if one or more modules...
Module file	Use a static module definition file instead of relying on the dynamic values generated by Tiki. Useful for custom themes. The file must be in YAML format, following the format used in profiles.	None

Option	Description	Default
Extra module zones available	Extra module zones to be managed through the module administration interface. Useful if a custom theme or layout requires a special zone other than the predefined ones. ☞ <i>Comma-separated list, maximum of 20 characters per entry.</i>	None
Webmaster report	Activate the feature to report a problematic page to the webmaster..	Disabled
Webmaster email	A specific email address can be set for receiving the webmaster reports. ☞ <i>Leave blank to use the default sender email</i>	None

Unable to load the jQuery Sortable Tables feature.

Option	Description	Default
Fixed width	Restrict the width of the site content area, in contrast to a liquid (full-width) layout.	Enabled
Layout width	The width of the content area of the site, centered in the browser window. ☞ <i>for example, 960px</i>	1170px
Site layout	Changes the template for the overall site layout ☞ <i>Important: when using the Classic Bootstrap (fixed top navbar) layout, be sure to set the fixed-top navbar height, below, to prevent content overlap.</i> ☰ Single Container   Classic Tiki (3 containers - header, middle, footer)   Classic Bootstrap (fixed top navbar)	Single Container
Enable layout per page, etc.	Specify an alternate layout for a particular wiki page, etc. 🚧	Disabled
Admin layout	Specify which layout template to use for admin pages. ☰ Single Container   Classic Tiki (3 containers - header, middle, footer)   Classic Bootstrap (fixed top navbar)	Single Container
Site logo and title	Display a site logo image and/or title in the page header area. ⚠ <i>This setting is expected to be moved from here to the admin-modules page.</i>	Enabled
Logo source (image path)	This can be a conventional path to the image file, or the syntax for an image in a Tiki gallery.	img/tiki/Tiki_WCG.png



Option	Description	Default
Site icon	This is used in narrow (top to bottom) page headers. In some layouts, the image is scaled down to fit in the available space. 👉 <i>Recommended image height: 32 pixel</i>	img/tiki/tikilogo_icon.png
Logo background color	A legacy option to add a background color to the div that contains the logo image. 👉 <i>Examples: 1) silver - 2) #fff</i>	Transparent
Logo title (on mouseover)	This appears as tool tip text. The site logo is also a link to the site index (top page).	Tiki powered site
HTML "alt" tag description	Normally a description of the image, such as "Example.com logo" 👉 <i>Used by text browsers, screen readers, etc.</i>	Site Logo
Site title	The displayed title of the website.	None
Subtitle	A short phrase that, for example, describes the site.	None
Top module zone	Activate zone for modules such as site logo, login form, etc. (page header) ☰ Only if one or more modules are assigned   Always   Never	Only if one or more modules...
Topbar module zone	Activate zone for modules such as horizontal menu (navbar), search form, page-wide content, etc. ☰ Only if one or more modules are assigned   Always   Never	Only if one or more modules...
Page top module zone	Activate zone for modules such as breadcrumbs, banners, share icons, etc ☰ Only if one or more modules are assigned   Always   Never	Only if one or more modules...
Left column	👉 <i>Controls visibility of the left column of modules</i> ☰ Only if one or more modules are assigned   Always   User decides   Never	User decides
Right column	👉 <i>Controls visibility of the right column of modules</i> ☰ Only if one or more modules are assigned   Always   User decides   Never	User decides
Page bottom module zone	Activate zone for modules at the bottom of the main column of each page ☰ Only if one or more modules are assigned   Always   Never	Only if one or more modules...

Option	Description	Default
<a href="#">Bottom module zone</a>	<p>Activate zone for modules such as "powered by" and "rss list" (page footer)</p> <p>☰ Only if one or more modules are assigned   Always   Never</p>	Only if one or more modules...
Module file	<p>Use a static module definition file instead of relying on the dynamic values generated by Tiki. Useful for custom themes. The file must be in YAML format, following the format used in profiles.</p>	None
Extra module zones available	<p>Extra module zones to be managed through the module administration interface. Useful if a custom theme or layout requires a special zone other than the predefined ones.</p> <p>☞ <i>Comma-separated list, maximum of 20 characters per entry.</i></p>	None
Webmaster report	<p>Activate the feature to report a problematic page to the webmaster..</p>	Disabled
Webmaster email	<p>A specific email address can be set for receiving the webmaster reports.</p> <p>☞ <i>Leave blank to use the default sender email</i></p>	None

*Unable to load the jQuery Sortable Tables feature.*