

General Preferences tab

Overview

Configure site-wide preferences

To Access

From the [General Admin](#) page, click the **General Preferences** tab.

Related Topics

- [Installation](#)
- [System Log](#)
- [Look and Feel](#)

Note

Some of these options can be configured during [Installation](#)

Option	Description	Default
Server domain name	The value that will be used by default as the server domain name of your Tiki site. ⚠ <i>Leave this blank if you are not entirely sure what you are doing. If this value is incorrect or your DNS is not set up properly it will lock you out of your Tiki and require database or shell access to recover it.</i>	None
Browser title	Visible label in the browser's title bar on all pages. Also appears in search engine results.	None
Fallback for tiki base URL	The full URL to the Tiki base URL including protocol, domain and path (example: https://example.com/tiki/), used when the current URL can not be determined, example, when executing from the command line.	None
Browser title position	Position of the browser title in the full browser bar relative to the current page's descriptor. ☰ After current page's descriptor Before current page's descriptor No browser title, only current page's descriptor Only browser title, no current page's descriptor	After current page's descriptor
Browser title display mode	When breadcrumbs are used, method to display the browser title. ☰ Most-specific first Least-specific first (site) Current only Description	Most-specific first
Sender email	Email address that will be used as the sender for outgoing emails.	None
Sender full name	Real name that will be used as the sender for outgoing emails	None

Option	Description	Default
Default character set for sending mail	Specify the character encoding used by Tiki when sending mail notifications. ☰ utf-8 iso-8859-1	utf-8
Email newline character(s)	End-of-line (EOL) character used in outgoing emails ☰ CRLF (standard) LF (some Unix MTA)	LF (some Unix MTA)
Apply site styles to HTML emails	Add site CSS to all HTML formatted emails	Enabled
Mail sender	Specify if Tiki should use Sendmail(the PHP mail() function), SMTP or File (Debug) (to debug email sending by means of storing emails as files on disk at <code>./temp/Mail_yyyymmddhhmmss_randomstring.tmp</code>) to send mail notifications. ☰ Sendmail SMTP File (debug) Elastic Email Mailgun Mandrill Postage Postmark SendGrid SparkPost	Sendmail
Amazon SES Key		None
Amazon SES Secret		None
Amazon SES Region		None
Amazon SES version		None
Elastic Email Username		None
Elastic Email Key		None
Mailgun Domain		None
Mailgun Key		None
Mailgun API Endpoint		None
Mandrill Key		None
Postage Key		None
Postmark Key		None
SendGrid Username		None
SendGrid Key		None

Option	Description	Default
SparkPost Key		None
SMTP server		None
Authentication	Mail server authentication ☰ None LOGIN PLAIN CRAM-MD5	None
Username		None
Password		None
Port		25
Security	☰ None SSL TLS	None
Verify HTTPS certificates of remote servers	When set to enforce, the server will fail to connect over HTTPS to a remote server that do not have a SSL certificate that is valid and can be verified against the local list of Certificate Authority (CA) ☰ Do not enforce verification Enforce verification	None
Local server name	Name of the local server. Will be reported to SMTP relay on the HELO/EHLO line.	Localhost
Mail delivery	When set to Queue, messages will be stored in the database. Requires using the shell script <code>php console.php mail-queue:send</code> to be run for actual delivery. ☰ Send immediately Queue	None
Catch-all email address	Tiki will send all emails to this email address instead of the target recipients. This will actually rewrite the recipient TO, CC and BCC email headers.	None
Email footer	Text appended to outgoing emails.	None
Text string used to customise mail templates	Text string used to customise mail templates and added as a pref reference in the appropriate mail tpl files	None
Throttle newsletter send rate	Pause for a given amount of seconds before each batch to avoid overloading the mail server.	Disabled
Newsletter pause length	Number of seconds delay before each batch	60 seconds
Newsletter batch size	Number of emails to send in each batch	5 emails






Option	Description	Default
Allow sending newsletters through external clients	Generate mailto links using the recipients as the BCC list. ⚠ <i>This will expose the list if email addresses to all users allowed to send newsletters.</i>	Disabled
PHP Error reporting level	Level of errors to be reported. Errors can be seen in a collapsible box at the bottom of the page, if any exist. ☰ No error reporting Report all PHP errors except strict Report all PHP errors Report all PHP errors except notices According to the PHP configuration	Report all PHP errors excep...
PHP errors visible to admin only	PHP Errors will be shown to only the Admin user. 👉 <i>During site development, it's better to display errors to all users. However, in production settings, errors should only be displayed to administrators.</i>	Enabled
Include Smarty notices in the PHP error report	Tiki will display Smarty notices with the PHP error messages. 👉 <i>In most cases, Smarty notices can be safely ignored. However, they may be useful in the development process when unexpected issues occur.</i>	Disabled
Show generic error message	Show a generic error message for non admins users. The error is logged to the database.	Disabled
Generic error message	Message to display to non admin users when an error occurs.	There was an issue with you...
Log mail in Tiki logs	A line of type mail will be included in the System Log with the destination address and subject of each email sent. ⚠ <i>May impact performance</i>	Disabled
Log SQL	All SQL queries will be registered in the database in the tiki_sql_query_logs table. ⚠ <i>Do not enable this feature all the time. It can be very resource intensive and will impact performance.</i>	Disabled
Log queries using more than	Use to log only queries that exceed a specific amount of time. ⚠ <i>May impact performance</i>	0.05 seconds
Data Source Name (DSN)	DSN used for connect to the error tracking service.	None
Sample rate	Sampling allows you to better manage the number of reported events, so you can tailor the volume of data needed. Use a value between 0 and 1. E.g.: 0.25 (will report 25% of the events)	1

Option	Description	Default
Track PHP errors	Enable integration with error tracking service(ex: Sentry, GlitchTip) for PHP.	Disabled
Track JavaScript errors	Enable integration with error tracking service(ex: Sentry, GlitchTip) for JavaScript.	Disabled
Enabled	Cron jobs can be triggered from a URL or with JavaScript. A token is required to run the cron job manually.	Disabled
How to trigger Web Cron	☰ Calling the Web Cron URL Adding JavaScript that calls Web Cron URL and JavaScript	URL and JavaScript
Run interval	The amount of time of each run	60 seconds
Token	The token to use when running the cron manually	Random Token
Scheduler	Provides the ability to run tasks at a scheduled time.	Enabled
Delay scheduled time (minutes)	When calculating if the jobs should run, take the delay into consideration	0
Scheduler stalled after (minutes)	Set a scheduler to stall if the running time is long. Set 0 to disable stall detection.	15
Notify on stalled schedulers	Send an email notification when a stalled scheduler is detected.	Enabled
Users to notify on stalled task	List of users/emails separated by comma to be notified when a scheduler task is set to stalled. Ex: <code>admin,operations@example.com</code> If empty, the email will be sent to all administrators.	None
Self healing after (minutes)	Self healing resets a stalled scheduler automatically after the timeout set. 0 disables self healing	30
Notify on healed schedulers	Send an email notification when a stalled scheduler is healed.	Enabled
Users to notify on healed task	List of users/emails separated by comma to be notified when a scheduler task is set to healed. Ex: <code>admin,operations@example.com</code> If empty, the email will be sent to all administrators.	None
Number of logs to keep	0 will keep all logs	10000

Option	Description	Default
Server domain name	The value that will be used by default as the server domain name of your Tiki site. ⚠ <i>Leave this blank if you are not entirely sure what you are doing. If this value is incorrect or your DNS is not set up properly it will lock you out of your Tiki and require database or shell access to recover it.</i>	None
Browser title	Visible label in the browser's title bar on all pages. Also appears in search engine results.	None
Fallback for tiki base URL	The full URL to the Tiki base URL including protocol, domain and path (example: https://example.com/tiki/), used when the current URL can not be determined, example, when executing from the command line.	None
Browser title position	Position of the browser title in the full browser bar relative to the current page's descriptor. ☰ After current page's descriptor Before current page's descriptor No browser title, only current page's descriptor Only browser title, no current page's descriptor	After current page's descri...
Browser title display mode	When breadcrumbs are used, method to display the browser title. ☰ Most-specific first Least-specific first (site) Current only Description	Most-specific first
Sender email	Email address that will be used as the sender for outgoing emails.	None
Sender full name	Real name that will be used as the sender for outgoing emails	None
Default character set for sending mail	Specify the character encoding used by Tiki when sending mail notifications. ☰ utf-8 iso-8859-1	utf-8
Email newline character(s)	End-of-line (EOL) character used in outgoing emails ☰ CRLF (standard) LF (some Unix MTA)	LF (some Unix MTA)
Apply site styles to HTML emails	Add site CSS to all HTML formatted emails	Enabled
Mail sender	Specify if Tiki should use Sendmail(the PHP mail() function), SMTP or File (Debug) (to debug email sending by means of storing emails as files on disk at <code>./temp/Mail_yyyymmddhhmmss_randomstring.tmp</code>) to send mail notifications. ☰ Sendmail SMTP File (debug) Elastic Email Mailgun Mandrill Postage Postmark SendGrid SparkPost	Sendmail

Option	Description	Default
Amazon SES Key		None
Amazon SES Secret		None
Amazon SES Region		None
Amazon SES version		None
Elastic Email Username		None
Elastic Email Key		None
Mailgun Domain		None
Mailgun Key		None
Mailgun API Endpoint		None
Mandrill Key		None
Postage Key		None
Postmark Key		None
SendGrid Username		None
SendGrid Key		None
SparkPost Key		None
SMTP server		None
Authentication	Mail server authentication ☰ None LOGIN PLAIN CRAM-MD5	None
Username		None
Password		None
Port		25
Security	☰ None SSL TLS	None

Option	Description	Default
Verify HTTPS certificates of remote servers	When set to enforce, the server will fail to connect over HTTPS to a remote server that do not have a SSL certificate that is valid and can be verified against the local list of Certificate Authority (CA) ☰ Do not enforce verification Enforce verification	None
Local server name	Name of the local server. Will be reported to SMTP relay on the HELO/EHLO line.	Localhost
Mail delivery	When set to Queue, messages will be stored in the database. Requires using the shell script <code>php console.php mail-queue:send</code> to be run for actual delivery. ☰ Send immediately Queue	None
Catch-all email address	Tiki will send all emails to this email address instead of the target recipients. This will actually rewrite the recipient TO, CC and BCC email headers.	None
Email footer	Text appended to outgoing emails.	None
Text string used to customise mail templates	Text string used to customise mail templates and added as a pref reference in the appropriate mail tpl files	None
Throttle newsletter send rate	Pause for a given amount of seconds before each batch to avoid overloading the mail server.	Disabled
Newsletter pause length	Number of seconds delay before each batch	60 seconds
Newsletter batch size	Number of emails to send in each batch	5 emails
Allow sending newsletters through external clients	Generate mailto links using the recipients as the BCC list. ⚠ <i>This will expose the list if email addresses to all users allowed to send newsletters.</i>	Disabled
PHP Error reporting level	Level of errors to be reported. Errors can be seen in a collapsible box at the bottom of the page, if any exist. ☰ No error reporting Report all PHP errors except strict Report all PHP errors Report all PHP errors except notices According to the PHP configuration	Report all PHP errors except...
PHP errors visible to admin only	PHP Errors will be shown to only the Admin user. 👉 <i>During site development, it's better to display errors to all users. However, in production settings, errors should only be displayed to administrators.</i>	Enabled

Option	Description	Default
Include Smarty notices in the PHP error report	Tiki will display Smarty notices with the PHP error messages.  <i>In most cases, Smarty notices can be safely ignored. However, they may be useful in the development process when unexpected issues occur.</i>	Disabled
Show generic error message	Show a generic error message for non admins users. The error is logged to the database.	Disabled
Generic error message	Message to display to non admin users when an error occurs.	There was an issue with you...
Disable JavaScript	Disable JavaScript for the purpose of testing even if enabled in the browser.  <i>Use only for testing or troubleshooting. When enabled, many Tiki features will not operate correctly.</i>	Disabled
Log mail in Tiki logs	A line of type mail will be included in the System Log with the destination address and subject of each email sent.  <i>May impact performance</i>	Disabled
Log SQL	All SQL queries will be registered in the database in the adodb_logsql table.  <i>Do not enable this feature all the time. It can be very resource intensive and will impact performance.</i>	Disabled
Log queries using more than	Use to log only queries that exceed a specific amount of time.  <i>May impact performance</i>	0.05 seconds
Data Source Name (DSN)	DSN used for connect to the error tracking service.	None
Sample rate	Sampling allows you to better manage the number of reported events, so you can tailor the volume of data needed. Use a value between 0 and 1. E.g.: 0.25 (will report 25% of the events)	1
Track PHP errors	Enable integration with error tracking service(ex: Sentry, GlitchTip) for PHP.	Disabled
Track JavaScript errors	Enable integration with error tracking service(ex: Sentry, GlitchTip) for JavaScript.	Disabled
Enabled	Cron jobs can be triggered from a URL or with JavaScript. A token is required to run the cron job manually.	Disabled

Option	Description	Default
How to trigger Web Cron	☰ Calling the Web Cron URL Adding JavaScript that calls Web Cron URL and JavaScript	URL and JavaScript
Run interval	The amount of time of each run	60 seconds
Token	The token to use when running the cron manually	Random Token
Scheduler	Provides the ability to run tasks at a scheduled time.	Enabled
Delay scheduled time (minutes)	When calculating if the jobs should run, take the delay into consideration	0
Scheduler stalled after (minutes)	Set a scheduler to stall if the running time is long. Set 0 to disable stall detection.	15
Notify on stalled schedulers	Send an email notification when a stalled scheduler is detected.	Enabled
Users to notify on stalled task	List of users/emails separated by comma to be notified when a scheduler task is set to stalled. Ex: admin,operations@example.com If empty, the email will be sent to all administrators.	None
Self healing after (minutes)	Self healing resets a stalled scheduler automatically after the timeout set. 0 disables self healing	30
Notify on healed schedulers	Send an email notification when a stalled scheduler is healed.	Enabled
Users to notify on healed task	List of users/emails separated by comma to be notified when a scheduler task is set to healed. Ex: admin,operations@example.com If empty, the email will be sent to all administrators.	None
Number of logs to keep	0 will keep all logs	10000

Option	Description	Default
Server domain name	The value that will be used by default as the server domain name of your Tiki site. ⚠ Leave this blank if you are not entirely sure what you are doing. If this value is incorrect or your DNS is not set up properly it will lock you out of your Tiki and require database or shell access to recover it.	None
Browser title	Visible label in the browser's title bar on all pages. Also appears in search engine results.	None

Option	Description	Default
Fallback for tiki base URL	The full URL to the Tiki base URL including protocol, domain and path (example: https://example.com/tiki/), used when the current URL can not be determined, example, when executing from the command line.	None
Browser title position	Position of the browser title in the full browser bar relative to the current page's descriptor. ☰ After current page's descriptor Before current page's descriptor No browser title, only current page's descriptor Only browser title, no current page's descriptor	After current page's descri...
Browser title display mode	When breadcrumbs are used, method to display the browser title. ☰ Most-specific first Least-specific first (site) Current only Description	Most-specific first
Sender email	Email address that will be used as the sender for outgoing emails.	None
Sender full name	Real name that will be used as the sender for outgoing emails	None
Default character set for sending mail	Specify the character encoding used by Tiki when sending mail notifications. ☰ utf-8 iso-8859-1	utf-8
Email newline character(s)	End-of-line (EOL) character used in outgoing emails ☰ CRLF (standard) LF (some Unix MTA)	LF (some Unix MTA)
Apply site styles to HTML emails	Add site CSS to all HTML formatted emails	Enabled
Mail sender	Specify if Tiki should use Sendmail(the PHP mail() function), SMTP or File (Debug) (to debug email sending by means of storing emails as files on disk at <code>./temp/Mail_yyyymmddhhmmss_randomstring.tmp</code>) to send mail notifications. ☰ Sendmail SMTP File (debug) Elastic Email Mailgun Mandrill Postage Postmark SendGrid SparkPost	Sendmail
Amazon SES Key		None
Amazon SES Secret		None
Amazon SES Region		None
Amazon SES version		None

Option	Description	Default
Elastic Email Username		None
Elastic Email Key		None
Mailgun Domain		None
Mailgun Key		None
Mailgun API Endpoint		None
Mandrill Key		None
Postage Key		None
Postmark Key		None
SendGrid Username		None
SendGrid Key		None
SparkPost Key		None
SMTP server		None
Authentication	Mail server authentication ☰ None LOGIN PLAIN CRAM-MD5	None
Username		None
Password		None
Port		25
Security	☰ None SSL TLS	None
Verify HTTPS certificates of remote servers	When set to enforce, the server will fail to connect over HTTPS to a remote server that do not have a SSL certificate that is valid and can be verified against the local list of Certificate Authority (CA) ☰ Do not enforce verification Enforce verification	None
Local server name	Name of the local server. Will be reported to SMTP relay on the HELO/EHLO line.	Localhost

Option	Description	Default
Mail delivery	When set to Queue, messages will be stored in the database. Requires using the shell script <code>php console.php mail-queue:send</code> to be run for actual delivery. Only works with SMTP mail. ☰ Send immediately Queue	None
Catch-all email address	Tiki will send all emails to this email address instead of the target recipients. This will actually rewrite the recipient TO, CC and BCC email headers.	None
Email footer	Text appended to outgoing emails.	None
Text string used to customise mail templates	Text string used to customise mail templates and added as a pref reference in the appropriate mail tpl files	None
Throttle newsletter send rate	Pause for a given amount of seconds before each batch to avoid overloading the mail server.	Disabled
Newsletter pause length	Number of seconds delay before each batch	60 seconds
Newsletter batch size	Number of emails to send in each batch	5 emails
Allow sending newsletters through external clients	Generate mailto links using the recipients as the BCC list. ⚠ <i>This will expose the list if email addresses to all users allowed to send newsletters.</i>	Disabled
PHP Error reporting level	Level of errors to be reported. Errors can be seen in a collapsible box at the bottom of the page, if any exist. ☰ No error reporting Report all PHP errors except strict Report all PHP errors Report all PHP errors except notices According to the PHP configuration	Report all PHP errors except...
PHP errors visible to admin only	PHP Errors will be shown to only the Admin user. 👉 <i>During site development, it's better to display errors to all users. However, in production settings, errors should only be displayed to administrators.</i>	Enabled
Include Smarty notices in the PHP error report	Tiki will display Smarty notices with the PHP error messages. 👉 <i>In most cases, Smarty notices can be safely ignored. However, they may be useful in the development process when unexpected issues occur.</i>	Disabled
Show generic error message	Show a generic error message for non admins users. The error is logged to the database.	Disabled

Option	Description	Default
Generic error message	Message to display to non admin users when an error occurs.	There was an issue with you...
Disable JavaScript	Disable JavaScript for the purpose of testing even if enabled in the browser. ⚠ <i>Use only for testing or troubleshooting. When enabled, many Tiki features will not operate correctly.</i>	Disabled
Log mail in Tiki logs	A line of type mail will be included in the System Log with the destination address and subject of each email sent. ⚠ <i>May impact performance</i>	Disabled
Log SQL	All SQL queries will be registered in the database in the adodb_logsql table. ⚠ <i>Do not enable this feature all the time. It can be very resource intensive and will impact performance.</i>	Disabled
Log queries using more than	Use to log only queries that exceed a specific amount of time. ⚠ <i>May impact performance</i>	0.05 seconds
Data Source Name (DSN)	DSN used for connect to the error tracking service.	None
Sample rate	Sampling allows you to better manage the number of reported events, so you can tailor the volume of data needed. Use a value between 0 and 1. E.g.: 0.25 (will report 25% of the events)	1
Track PHP errors	Enable integration with error tracking service(ex: Sentry, GlitchTip) for PHP.	Disabled
Track JavaScript errors	Enable integration with error tracking service(ex: Sentry, GlitchTip) for JavaScript.	Disabled
Enabled	Cron jobs can be triggered from a URL or with JavaScript. A token is required to run the cron job manually.	Disabled
How to trigger Web Cron	☰ Calling the Web Cron URL Adding JavaScript that calls Web Cron URL and JavaScript	URL and JavaScript
Run interval	The amount of time of each run	60 seconds
Token	The token to use when running the cron manually	Random Token
Scheduler	Provides the ability to run tasks at a scheduled time.	Enabled

Option	Description	Default
Delay scheduled time (minutes)	When calculating if the jobs should run, take the delay into consideration	0
Scheduler stalled after (minutes)	Set a scheduler to stall if the running time is long. Set 0 to disable stall detection.	15
Notify on stalled schedulers	Send an email notification when a stalled scheduler is detected.	Enabled
Users to notify on stalled task	List of users/emails separated by comma to be notified when a scheduler task is set to stalled. Ex: <code>admin,operations@example.com</code> If empty, the email will be sent to all administrators.	None
Self healing after (minutes)	Self healing resets a stalled scheduler automatically after the timeout set. 0 disables self healing	30
Notify on healed schedulers	Send an email notification when a stalled scheduler is healed.	Enabled
Users to notify on healed task	List of users/emails separated by comma to be notified when a scheduler task is set to healed. Ex: <code>admin,operations@example.com</code> If empty, the email will be sent to all administrators.	None
Number of logs to keep	0 will keep all logs	10000

Option	Description	Default
Browser title	Visible label in the browser's title bar on all pages. Also appears in search engine results.	None
Fallback for tiki base URL	The full URL to the Tiki base URL including protocol, domain and path (example: https://example.com/tiki/), used when the current URL can not be determined, example, when executing from the command line.	None
Browser title position	Position of the browser title in the full browser bar relative to the current page's descriptor. ☰ After current page's descriptor Before current page's descriptor No browser title, only current page's descriptor Only browser title, no current page's descriptor	Before current page's descr...
Browser title display mode	When breadcrumbs are used, method to display the browser title. ☰ Most-specific first Least-specific first (site) Current only Description	Most-specific first

Option	Description	Default
Sender email	Email address that will be used as the sender for outgoing emails.	None
Sender full name	Real name that will be used as the sender for outgoing emails	None
Default character set for sending mail	Specify the character encoding used by Tiki when sending mail notifications. ☰ utf-8 iso-8859-1	utf-8
Email newline character(s)	End-of-line (EOL) character used in outgoing emails ☰ CRLF (standard) LF (some Unix MTA)	LF (some Unix MTA)
Apply site styles to HTML emails	Add site CSS to all HTML formatted emails	Enabled
Mail sender	Specify if Tiki should use Sendmail(the PHP mail() function), SMTP or File (Debug) (to debug email sending by means of storing emails as files on disk at <code>./temp/Mail_yyyymmddhhmmss_randomstring.tmp</code>) to send mail notifications. ☰ Sendmail SMTP File (debug) Elastic Email Mailgun Mandrill Postage Postmark SendGrid SparkPost	Sendmail
Amazon SES Key		None
Amazon SES Secret		None
Amazon SES Region		None
Amazon SES version		None
Elastic Email Username		None
Elastic Email Key		None
Mailgun Domain		None
Mailgun Key		None
Mailgun API Endpoint		None
Mandrill Key		None
Postage Key		None

Option	Description	Default
Postmark Key		None
SendGrid Username		None
SendGrid Key		None
SparkPost Key		None
SMTP server		None
Authentication	Mail server authentication ☰ None LOGIN PLAIN CRAM-MD5	None
Username		None
Password		None
Port		25
Security	☰ None SSL TLS	None
Verify HTTPS certificates of remote servers	When set to enforce, the server will fail to connect over HTTPS to a remote server that do not have a SSL certificate that is valid and can be verified against the local list of Certificate Authority (CA) ☰ Do not enforce verification Enforce verification	None
Local server name	Name of the local server. Will be reported to SMTP relay on the HELO/EHLO line.	Localhost
Mail delivery	When set to Queue, messages will be stored in the database. Requires using the shell script <code>php console.php mail-queue:send</code> to be run for actual delivery. Only works with SMTP mail. ☰ Send immediately Queue	None
Catch-all email address	Tiki will send all emails to this email address instead of the target recipients. This will actually rewrite the recipient TO, CC and BCC email headers.	None
Email footer	Text appended to outgoing emails.	None
Text string used to customise mail templates	Text string used to customise mail templates and added as a pref reference in the appropriate mail tpl files	None
Throttle newsletter send rate	Pause for a given amount of seconds before each batch to avoid overloading the mail server.	Disabled

Option	Description	Default
Newsletter pause length	Number of seconds delay before each batch	60 seconds
Newsletter batch size	Number of emails to send in each batch	5 emails
Allow sending newsletters through external clients	Generate mailto links using the recipients as the BCC list. ⚠ <i>This will expose the list if email addresses to all users allowed to send newsletters.</i>	Disabled
PHP Error reporting level	Level of errors to be reported. Errors can be seen in a collapsible box at the bottom of the page, if any exist. ☰ No error reporting Report all PHP errors except strict Report all PHP errors Report all PHP errors except notices According to the PHP configuration	Report all PHP errors except...
PHP errors visible to admin only	PHP Errors will be shown to only the Admin user. 👉 <i>During site development, it's better to display errors to all users. However, in production settings, errors should only be displayed to administrators.</i>	Enabled
Include Smarty notices in the PHP error report	Tiki will display Smarty notices with the PHP error messages. 👉 <i>In most cases, Smarty notices can be safely ignored. However, they may be useful in the development process when unexpected issues occur.</i>	Disabled
Disable JavaScript	Disable JavaScript for the purpose of testing even if enabled in the browser. ⚠ <i>Use only for testing or troubleshooting. When enabled, many Tiki features will not operate correctly.</i>	Disabled
Log mail in Tiki logs	A line of type mail will be included in the System Log with the destination address and subject of each email sent. ⚠ <i>May impact performance</i>	Disabled
Log SQL	All SQL queries will be registered in the database in the adodb_logsqli table. ⚠ <i>Do not enable this feature all the time. It can be very resource intensive and will impact performance.</i>	Disabled
Log queries using more than	Use to log only queries that exceed a specific amount of time. ⚠ <i>May impact performance</i>	0.05 seconds
Data Source Name (DSN)	DSN used for connect to the error tracking service.	None

Option	Description	Default
Track PHP errors	Enable integration with error tracking service(ex: Sentry, GlitchTip) for PHP.	Disabled
Track JavaScript errors	Enable integration with error tracking service(ex: Sentry, GlitchTip) for JavaScript.	Disabled
Enabled	Cron jobs can be triggered from a URL or with JavaScript. A token is required to run the cron job manually.	Disabled
How to trigger Web Cron	☰ Calling the Web Cron URL Adding JavaScript that calls Web Cron URL and JavaScript	URL and JavaScript
Run interval	The amount of time of each run	60 seconds
Token	The token to use when running the cron manually	Random Token
Scheduler	Provides the ability to run tasks at a scheduled time.	Enabled
Delay scheduled time (minutes)	When calculating if the jobs should run, take the delay into consideration	0
Scheduler stalled after (minutes)	Set a scheduler to stall if the running time is long. Set 0 to disable stall detection.	15
Notify on stalled schedulers	Send an email notification when a stalled scheduler is detected.	Enabled
Users to notify on stalled task	List of users/emails separated by comma to be notified when a scheduler task is set to stalled. Ex: admin,operations@example.com If empty, the email will be sent to all administrators.	None
Self healing after (minutes)	Self healing resets a stalled scheduler automatically after the timeout set. 0 disables self healing	30
Notify on healed schedulers	Send an email notification when a stalled scheduler is healed.	Enabled
Users to notify on healed task	List of users/emails separated by comma to be notified when a scheduler task is set to healed. Ex: admin,operations@example.com If empty, the email will be sent to all administrators.	None
Number of logs to keep	0 will keep all logs	10000

Option	Description	Default
Upgrade cycle	Tiki upgrade frequency for this site to check against. ☰ Regular (8 months) Long-Term Support	Regular (8 months)
Check for updates automatically	Tiki will automatically check for new updates each time you access the Admin Home page, based on your Check frequency selection. 👉 <i>Subscribe to the Tiki Newsletter to be notified of new releases.</i> https://doc.tiki.org/Newsletters	Enabled
Check frequency	How often Tiki should check for updates. This field applies only if "Check for updates automatically" is enabled. 👉 <i>Click "Check for Updates Now" to perform an update check.</i> ☰ Each day Each week Each month	Each week
Browser title	Visible label in the browser's title bar on all pages. Also appears in search engine results.	None
Server domain name	The value that will be used by default as the server domain name of your Tiki site.	None
Fallback for tiki base URL	The full URL to the Tiki base URL including protocol, domain and path (example: https://example.com/tiki/), used when the current URL can not be determined, example, when executing from the command line.	None
Browser title position	Position of the browser title in the full browser bar relative to the current page's descriptor. ☰ After current page's descriptor Before current page's descriptor No browser title, only current page's descriptor Only browser title, no current page's descriptor	Before current page's descr...
Browser title display mode	When breadcrumbs are used, method to display the browser title. ☰ Most-specific first Least-specific first (site) Current only Description	Most-specific first
Sender email	Email address that will be used as the sender for outgoing emails.	None
Sender full name	Real name that will be used as the sender for outgoing emails	None
Default character set for sending mail	Specify the character encoding used by Tiki when sending mail notifications. ☰ utf-8 iso-8859-1	utf-8
Email newline character(s)	End-of-line (EOL) character used in outgoing emails ☰ CRLF (standard) LF (some Unix MTA)	LF (some Unix MTA)

Option	Description	Default
Apply site styles to HTML emails	Add site CSS to all HTML formatted emails	Enabled
Mail sender	Specify if Tiki should use Sendmail(the PHP mail() function), SMTP or File (Debug) (to debug email sending by means of storing emails as files on disk at <code>./temp/Mail_yyyymmddhhmmss_randomstring.tmp</code>) to send mail notifications. ☰ Sendmail SMTP File (debug)	Sendmail
SMTP server		None
Authentication	Mail server authentication ☰ None LOGIN PLAIN CRAM-MD5	None
Username		None
Password		None
Port		25
Security	☰ None SSL TLS	None
Verify HTTPS certificates of remote servers	When set to enforce, the server will fail to connect over HTTPS to a remote server that do not have a SSL certificate that is valid and can be verified against the local list of Certificate Authority (CA) ☰ Do not enforce verification Enforce verification	None
Local server name	Name of the local server. Will be reported to SMTP relay on the HELO/EHLO line.	Localhost
Mail delivery	When set to Queue, messages will be stored in the database. Requires using the shell script <code>php console.php mail-queue:send</code> to be run for actual delivery. Only works with SMTP mail. ☰ Send immediately Queue	None
Email footer	Text appended to outgoing emails.	None
Text string used to customise mail templates	Text string used to customise mail templates and added as a pref reference in the appropriate mail tpl files	None
Throttle newsletter send rate	Pause for a given amount of seconds before each batch to avoid overloading the mail server.	Disabled
Newsletter pause length	Number of seconds delay before each batch	60 seconds

Option	Description	Default
Newsletter batch size	Number of emails to send in each batch	5 emails
Allow sending newsletters through external clients	Generate mailto links using the recipients as the BCC list. ⚠ <i>This will expose the list if email addresses to all users allowed to send newsletters.</i>	Disabled
PHP Error reporting level	Level of errors to be reported. Errors can be seen in a collapsible box at the bottom of the page, if any exist. ☰ No error reporting Report all PHP errors except strict Report all PHP errors Report all PHP errors except notices According to the PHP configuration	Report all PHP errors except...
PHP errors visible to admin only	PHP Errors will be shown to only the Admin user. 👤 <i>During site development, it's better to display errors to all users. However, in production settings, errors should only be displayed to administrators.</i>	Enabled
Include Smarty notices in the PHP error report	Tiki will display Smarty notices with the PHP error messages. 👤 <i>In most cases, Smarty notices can be safely ignored. However, they may be useful in the development process when unexpected issues occur.</i>	Disabled
Disable JavaScript	Disable JavaScript for the purpose of testing even if enabled in the browser. ⚠ <i>Use only for testing or troubleshooting. When enabled, many Tiki features will not operate correctly.</i>	Disabled
Log mail in Tiki logs	A line of type mail will be included in the System Log with the destination address and subject of each email sent. ⚠ <i>May impact performance</i>	Disabled
Log SQL	All SQL queries will be registered in the database in the adodb_logsqli table. ⚠ <i>Do not enable this feature all the time. It can be very resource intensive and will impact performance.</i>	Disabled
Log queries using more than	Use to log only queries that exceed a specific amount of time. ⚠ <i>May impact performance</i>	0.05 seconds
Enabled	Cron jobs can be triggered from a URL or with JavaScript. A token is required to run the cron job manually.	Disabled
How to trigger Web Cron	☰ Calling the Web Cron URL Adding JavaScript that calls Web Cron URL and JavaScript	URL and JavaScript
Run interval	The amount of time of each run	60 seconds

Option	Description	Default
Token	The token to use when running the cron manually	Random Token
Scheduler	Provides the ability to run tasks at a scheduled time.	Enabled
Scheduler stalled after (minutes)	Set a scheduler to stall if the running time is long. Set 0 to disable stall detection.	15
Notify on stalled schedulers	Send an email notification when a stalled scheduler is detected.	Enabled
Users to notify on stalled task	List of users/emails separated by comma to be notified when a scheduler task is set to stalled. Ex: <code>admin,operations@example.com</code> If empty, the email will be sent to all administrators.	None
Self healing after (minutes)	Self healing resets a stalled scheduler automatically after the timeout set. 0 disables self healing	30
Notify on healed schedulers	Send an email notification when a stalled scheduler is healed.	Enabled
Users to notify on healed task	List of users/emails separated by comma to be notified when a scheduler task is set to healed. Ex: <code>admin,operations@example.com</code> If empty, the email will be sent to all administrators.	None
Number of logs to keep	0 will keep all logs	10000

related

[SMTP](#)