

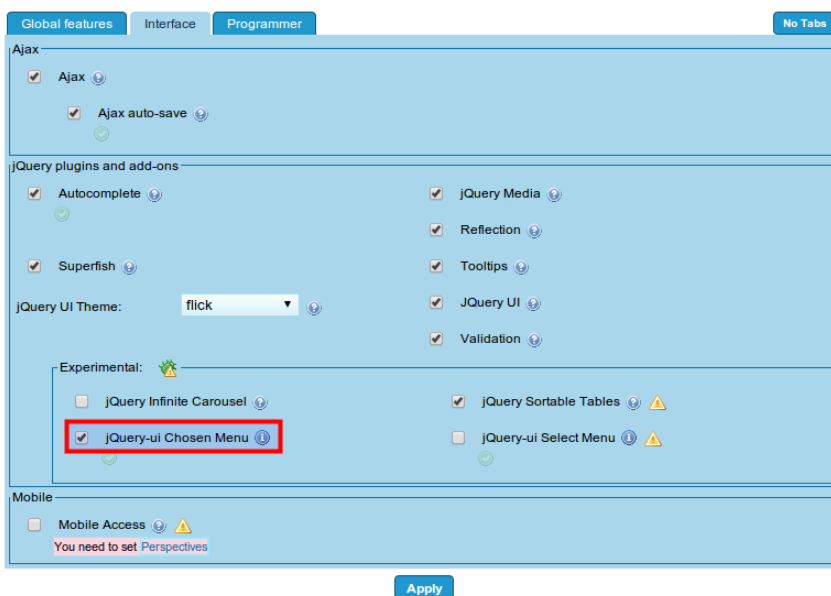
# Improve Tracker Forms

You can improve tracker forms enabling an experimental jquery user interface library called "**Chosen**"

## Enable the feature

You can enable the feature in:

**Admin home > Features > Interface (tab) > jQuery plugins and add-ons > Experimental > jQuery-ui Chosen Menu**



The screenshot shows the 'Features' admin panel with the 'Interface' tab selected. Under the 'jQuery plugins and add-ons' section, the 'jQuery UI Theme' is set to 'flick'. In the 'Experimental' section, the 'jQuery-ui Chosen Menu' checkbox is checked and highlighted with a red box. Other experimental features like 'jQuery Infinite Carousel' and 'jQuery Sortable Tables' are unchecked. An 'Apply' button is at the bottom.

Remember that you need to have your "Preference Filters" in the admin panel with the "Advanced" and "Experimental" options enabled in order to see this feature checkbox.

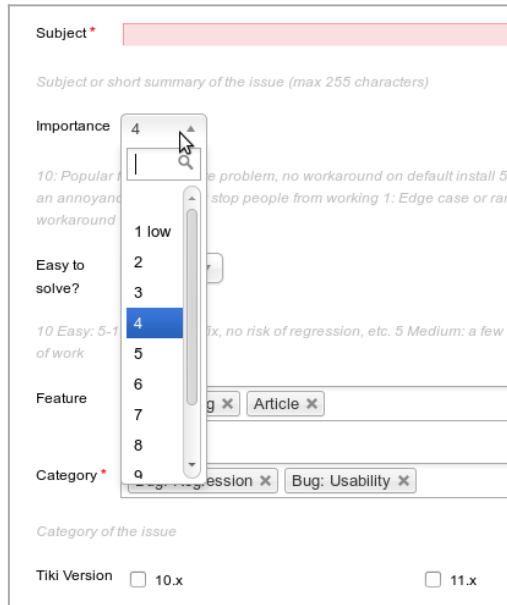
## Features

Preference Filters

Basic  Advanced  Experimental  Unavailable [Set as my default](#)

# Drop downs

You can choose a value from a dropdown box by selecting the items in the list through scrolling down, as usual, or you can nowadays filter the list values based on the text you type at the top.

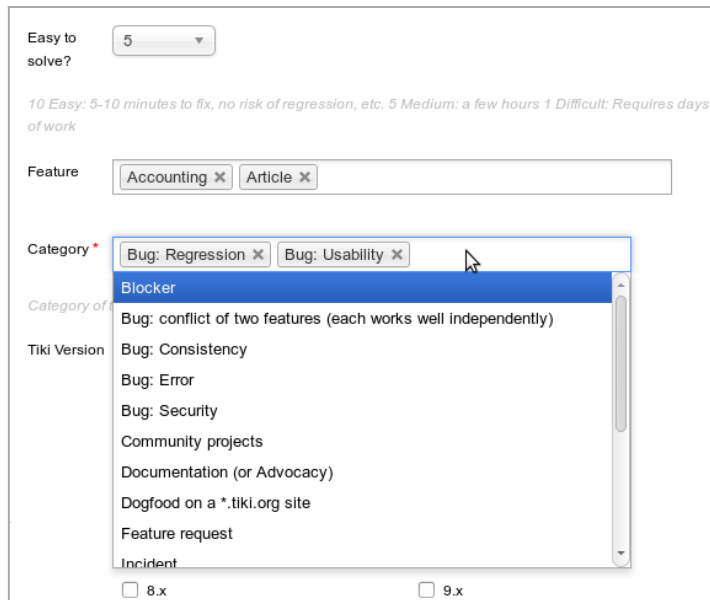


The screenshot shows a form with several fields. The 'Subject' field is at the top, followed by a text input for 'Importance' with a dropdown menu open. The dropdown menu lists values from 1 to 9, with '4' selected. Below the dropdown is a text input for 'Easy to solve?' with a dropdown menu open. The dropdown menu lists values from 1 to 9, with '4' selected. Below the dropdown is a text input for 'Feature' with two tags: 'g' and 'Article'. Below the text input is a text input for 'Category' with two tags: 'Regression' and 'Bug: Usability'. Below the text input are two checkboxes: '10.x' and '11.x'.

Click to expand

# Multiple selection

Similarly, a section to allow multiple selection of items can be shown in a small but enhanced dropdown box, which allows the user to select one or many of the options, remove them from the list in the text field at the top:

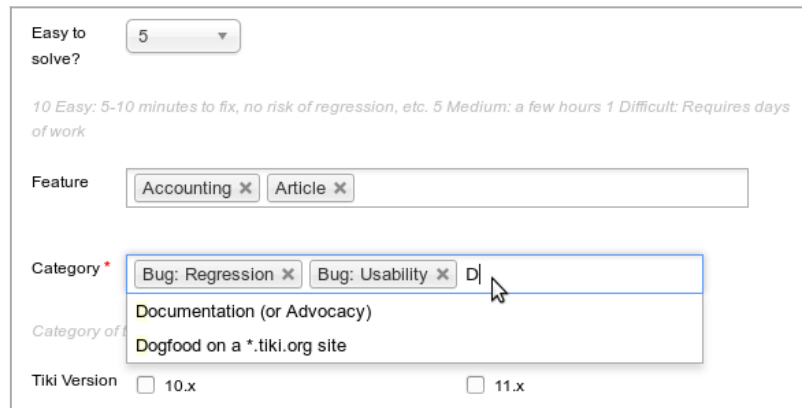


The screenshot shows a form with several fields. The 'Easy to solve?' field is at the top, followed by a text input for 'Feature' with two tags: 'Accounting' and 'Article'. Below the text input is a text input for 'Category' with two tags: 'Bug: Regression' and 'Bug: Usability'. Below the text input is a dropdown menu with a list of options: 'Blocker', 'Bug: conflict of two features (each works well independently)', 'Bug: Consistency', 'Bug: Error', 'Bug: Security', 'Community projects', 'Documentation (or Advocacy)', 'Dogfood on a \*.tiki.org site', 'Feature request', and 'Incident'. Below the dropdown menu are two checkboxes: '8.x' and '9.x'.

Click to expand

## Filtering displayed options by typed text

Additionally, you can also filter the values displayed in the dropdown so that only those matching your typed text are shown in the list (only the ones starting with "D" in the example below: Documentation and Dogfood a \*.tiki.org site).



Easy to solve?

*10 Easy: 5-10 minutes to fix, no risk of regression, etc. 5 Medium: a few hours 1 Difficult: Requires days of work*

Feature

Category\*

*Category of t*

Tiki Version  10.x  11.x

Click to expand

Alias names for this page:

[Chosen](#)