

Les nouveautés dans Tiki 5

Tiki5 termine un cycle de développements qui ont commencé au milieu de l'année 2009. cette version introduit de nouvelles fonctions majeures à la "plateforme TIKI". Ces fonctions nouvelles sont en particulier :

- Des [améliorations importantes de performances](#)
- [Le caddy de l'information](#) et les inscriptions aux groupes
- Des améliorations des outils de traduction, de la traduction et du support multilingue [i18n](#)
- Un système avancé [d'évaluation](#) des média TIKI et de leur notation
- Une gestion dynamique du filtrage des contenus en fonction des droits d'accès (permissions) : les [perspectives](#)
- [Les espaces de travail](#), permettant le travail de groupes privés tout en restant intégrés.
- Le BigBlueButton pour l'intégration de la technologie "web conferencing", tenue de conférences sur le Web.
- L'accès aux galeries de fichiers suivant la technologie "[WebDav](#)"
- L'affichage utilisant maintenant la technologie "jQuery"
- De nouveaux thèmes d'affichage (skins)

Date de publication de version stable (Release Date): 8 Juin 2010

Notes de version (Release Notes): [ReleaseNotes5.0](#) **Att:** encore non traduites mais à lire vraiment avant toute installation.

Téléchargement : [Télécharger Tiki 5.0](#)

Vous pouvez aussi obtenir la version courante de développement, quotidiennement mise à jour, Version de Tiki 5.x (future 5.1) sur <http://dev.tiki.org/Daily+Build>.

1. Etat de la traduction française (07/07/2010-> voire la suite)

TIKI 5 Les développements et améliorations

Cette page (ci-dessous) n'est pas une description complète de toutes les améliorations qui ont pu être réalisées à l'occasion de cette version majeure dont certaines sont encore en cours (finalisation pour 5.1) aussi allez voir [Le plan d'action global](#) et [développements Tiki5 au jour le jour](#) pour informations complémentaires.

Nota : La liste est triée alphabétiquement (sur le titre anglais rappelé)

nota important sur la traduction : dans les traductions nous sommes souvent gênés par l'aspect multilingue incontournable de ces documentations :

- les concepts ont une définition précise et le mot de la langue originale n'est qu'une manière de désigner tel ou tel concept dans la langue de son auteur comme en mathématiques, la traduction consiste à trouver un nom de baptême adapté au concept dans la langue de la traduction. Aussi dans cette traduction je rappellerai souvent le nom anglais d'origine des concepts pour faciliter les références.
- il faut trier : alors quoi de plus incongru dans certains cas que de trier des titres pour

fabriquer un sommaire dans un ordre différent suivant la langue...

- il faut effectuer des renvois vers des liens, des index non traduits
- Combien de forum, combien d'écran exemples utilisent, montrent les concepts anglais d'origine...
- etc.

1.1. Authentication : Authentification

[CAS Authentication](#) est devenu un **composant système natif de Tiki 5** et d'autres systèmes au même objet ont été implémentés tels **Web server** and **phpBB**.

1.2. Calendar : Calendrier

- Les évènements d'un calendrier peuvent être exportés-importés vers un autre calendrier (ditto MS outlook), ceci dans le format "ICAL".
- L'administrateur peut choisir les jours qui doivent ou non apparaître dans le calendrier. ainsi on peut masquer les Week-ends et les jours férés et/ou chômés par exemple.

1.3. Community : La communauté Tiki

Quelques options supplémentaires ont été ajoutées à [Administrer -> La communauté](#) ("Admin > Community") de façon à permettre aux utilisateurs

- de voir qui a regardé les informations concernant leur activité et leurs contributions, ceci dans la page d'information utilisateur ("Requires actions logs" : liste des actions requises).
- choisir la période de visualisation
- de choisir si cette information est à considérer comme publique ou privée et alors affichable uniquement sur sa propre page privée de gestion.

(e de traduction française - 14/07/2010-20h)

1.4. Content Delivery Network : Réseau de distribution de contenus [CDN](#)

L'"affichage administration des performances"(Performance admin panel) permet de choisir un "réseau de distribution de contenu" (Content Delivery Network) pour les images statiques et le code jQuery. Pour plus de détails sur le principe et le fonctionnement voir [CDN](#).

1.5. Content templates : Modèles de contenu

Les modèles de contenu peuvent utiliser ceux de pages wiki et localisés par elles.

1.6. Database replication :Réplication de base de données

La [réplication de base de données](#) a été ajoutée, merci a [SUMO](#).

1.7. File Galleries improvements : Développement des galeries de fichiers

1.7.1. Automatic deletion of old files : Effacement automatique des fichiers périmés.

l'utilisateur peut maintenant déclarer au bout de combien de temps l'ancien fichier peut être effacés automatiquement après la dernière mise à jour.

Quand un fichier va être effacé, un message qui contient le (les) fichier(s) en pièce jointe, donne la liste d'effacement avec le délimiteur ",".

pour plus d'informations voir : [Configuration des galeries de fichiers](#)

(Fin de la traduction française au - 15/07/2010-24h)

1.7.2. Move between db and file system

[File Gallery](#) allow to store files in the database and in the file system. Nowadays you can move the file in the database to the file system and the other way round, which is very helpful when migrating a tiki from one hosting to another one, for instance.

1.7.3. Admin panel

[File Gallery](#) allow to have a special view that displays all the files of all subgalleries under the filegalleries with specific columns allowing an admin to have a quick administrative view of the gallery. Possibility to filter on files not used since, not modified since, orphans

1.8. Group watch of categories

This will allow an admin to have a whole group informed of any change in a category. This is very useful for project management or a Document Workflow. See [Group Watches](#)

1.9. HTML Purifier

HTML Purifier upgrade to the latest version: "HTML Purifier 4.1.1 is a major security and bugfix release that improves on 4.1's fix for an XSS vulnerability exploitable on Internet Explorer. It also contains a number of important bugfixes, including the removal of improper logic that could result in infinite loops and fixed parsing for single-attributes with entities with DirectLex."

<http://htmlpurifier.org/>

1.10. Internationalization (i18n) & Localization (l10n)

See "Translation" below.

1.11. JQuery plugins: new ones

New [jQuery](#) plugins added to the code base:

- Carousel
- JQuery Sheet
- JQS5

See below for more information on the enhancement of each feature.

1.12. Live preview

This permits to show the results of the edits in a separate auto-refreshing preview browser window. This provides WYSIWYG but while maintaining the powerful wiki syntax.

See video at [Live Preview](#)

1.13. Logs

Action log and Syslog have been merged into a single and improved feature, and a fancier name was picked ☐ [Logs](#)

Moreover, some actions from anonymous users, such as adding events in calendars and adding emails in newsletters have been included in the system logs in order to keep track of the ip from where those additions of information were made. This way, wherever spam is detected, these ip's can be banned as usual with the [Banning](#) feature

1.14. Membership Payment System

The goal, for Tiki5, is to support membership payments via Paypal. So you join a group (ex.: members) and you are sent to Paypal, you pay your dues, and Paypal sends you back a confirmation and 1 year is added to your membership. This will permit to offer paid subscriptions to access restricted sections in a site.

This is part of a strategy to make Tiki into a CRM. (started in Tiki5, better in [Tiki6](#))

System is designed to allow for other payment systems (ex.: Google Checkout), although these are not yet being developed.

This is an important milestone, into making a tracker-based shopping cart in [Tiki6](#)
<http://dev.tiki.org/Shopping+Cart>

1.15. Metrics Dashboard

Initially developed as part of the Support Mozilla project, the metrics dashboard allows the administrator of a site to configure metrics to be tracked over time. The site editors can then use these metrics to investigate changes in usage.

A live example can be seen on the [Mozilla Firefox support site](#). And more information, here: [Metrics Dashboard](#)

1.16. Module display for admins

Modules configured to be displayed only to anonymous users can now be displayed also to Admins, unless the "Hide anonymous-only modules from Admins" is enabled at "Admin > Module".

1.17. OpenID update

- OpenID was updated to support more different providers.
- php-openid updates from 2.1.3 to 2.2.2
- Various bug fixes

1.18. Performance Improvements

A few areas in Tiki have been improved to reduce the amount of memory they consume, number of database queries, etc. Features improved include trackers, forum lists, admin panels and other sitewide enhancements such as [Minify css](#) and [Minify javascript](#). You can also set a [Content delivery network](#).

1.19. Permissions

- set of permissions to be able to see to see an object in a rss and a module - missing being able to see the content of the object (useful for site where only the home page is visible to anonymous, useful for outlook RSS feeder, ...)

1.20. Perspectives GUI

Part of [Workspaces Roadmap](#), permits to override any of 1000+ preferences on a workspace basis.

1.21. Plugins: new ones!

1.21.1. PluginAddToCart

See [PluginAddToCart](#)

1.21.2. Plugin ArchiveBuilder

This plugin provides a zip file with pre-selected portions of information from the tiki site. Once rendered, it displays a Download archive button to generate the archive on the fly. See [PluginArchiveBuilder](#) for more details.

1.21.3. PluginColorbox

See [PluginColorBox](#)

1.21.4. PluginFreetagged

See [PluginFreetagged](#)

1.21.5. PluginGoogleMap

See [PluginGoogleMap](#)

1.21.6. PluginGroupList

See [PluginGroupList](#)

1.21.7. PluginMail

See [PluginMail](#)

1.21.8. PluginMemberPayment

See [PluginMemberPayment](#)

1.21.9. PluginPayment

See [PluginPayment](#)

1.21.10. PluginScroll

See [PluginScroll](#)

1.21.11. PluginSmarty

See [PluginSmarty](#)

1.22. Profiles

- debug option for the datachannel plugin
- option update or create to file gallery and calendar handler

<http://profiles.tiki.org>

1.23. Rating (advanced)

[Advanced Rating](#) system has been added, which allows for more control over the aggregation of scores.

Rating methods are defined globally and will be used for all supported objects. They are defined through the Advanced Rating administration panel (<tiki-admin.php?page=rating>). Multiple methods can be created. If a method contains type-specific calculations, it will be ignored when performing the calculation.

1.24. RSS to native articles (planet-type sites)

You can now not only show & aggregate RSS feeds, but you can import them as native articles in Tiki, where you can comment, vote on, tag, categorize and redistribute via RSS.

[Article Generator](#)

1.25. Shopping cart

Tiki now has a basic shopping cart. Products or services can be maintained in wiki pages or [Pretty Tracker](#) and added to [Module Cart](#) through the [PluginAddToCart](#) and sent to [payment](#).

1.26. Slideshow (JQS5)

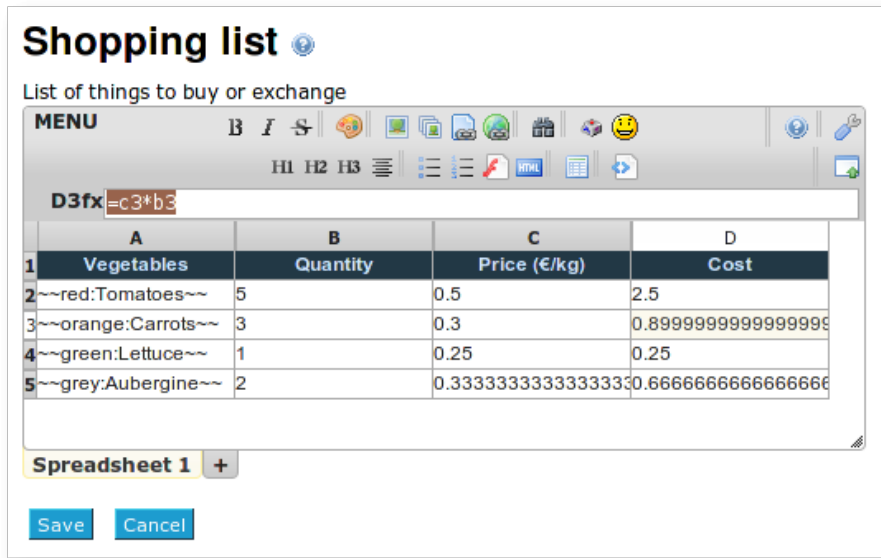
A new JQuery Plugin "JQS5" to display slideshows. See [JQS5](#)

1.27. Spam protection

The anti-bot captcha image has been added to a few more places, including calendar items and newsletter subscriptions when anonymous users are allowed to perform such actions.

1.28. Spreadsheets enhanced

A few annoying and old bugs were fixed in [Spreadsheets](#). Moreover, a new interface based on the [jQuery spreadsheet](#) has been implemented to allow using it to edit spreadsheets.




The screenshot shows a web browser window titled "Shopping list" with a subtitle "List of things to buy or exchange". The interface includes a menu bar with various icons and a toolbar with text formatting options (B, I, S) and alignment options (H1, H2, H3). A formula bar shows "D3fx=c3*b3". Below is a spreadsheet with the following data:

	A	B	C	D
1	Vegetables	Quantity	Price (€/kg)	Cost
2	~red:Tomatoes~	5	0.5	2.5
3	~orange:Carrots~	3	0.3	0.8999999999999999
4	~green:Lettuce~	1	0.25	0.25
5	~grey:Aubergine~	2	0.3333333333333333	0.6666666666666666

At the bottom, there is a "Spreadsheet 1 +" tab, "Save" and "Cancel" buttons, and a "MENU" label.

Furthermore, wiki syntax is nowadays allowed in spreadsheets and will be converted to html when the spreadsheet is displayed.



The screenshot shows the rendered version of the shopping list. The table is displayed with colored text for the vegetable names: Tomatoes (red), Carrots (orange), Lettuce (green), and Aubergine (grey). Below the table is a row of interactive buttons: "List Sheets", "Edit", "No parse", "History", "Export", "Import", and "Graph".

Vegetables	Quantity	Price (€/kg)	Cost
Tomatoes	5	0.5	2.5
Carrots	3	0.3	0.8999999999999999
Lettuce	1	0.25	0.25
Aubergine	2	0.3333333333333333	0.6666666666666666

1.29. Searchable admin panels

So many features! So many options? Where was that? A new search in tiki-admin.php let's you find quickly!

1.30. Share access rights with friends

Share access rights with friends, as an example, allows you to grant access to a friend of you to see some page which is hidden for anonymous users. It's linked with the feature "tell a friend".

More information below at "**Token access**".

1.31. Themes: New and old ones

While Tiki is themeable to do anything, the easy availability of nice & diverse themes has historically been a challenge. Tiki used to have 30+ bundled themes. Most were removed because it was very hard to maintain them. Many were just small variations of a few main ones. Nowadays, with the re-architecture of themes since Tiki3 and with theme options, the effort to maintain becomes reasonable.

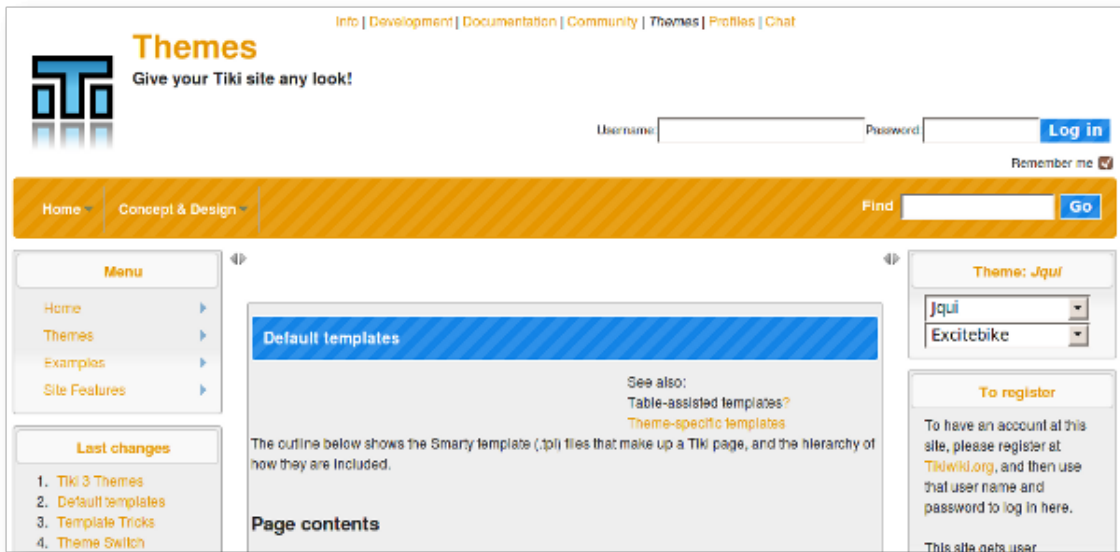
Thus, Tiki5 includes some of the former themes as variations of the new "**Arcturus**" theme style to be selected as options: geo, matrix, simple, smartiki....



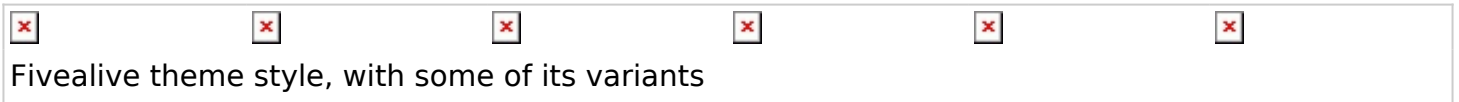
Arcturus theme style, with some of legacy themes recovered in Tiki5 as options from Arcturus base theme style

Moreover, two brand new themes (with their corresponding optional variations) are included in Tiki5:

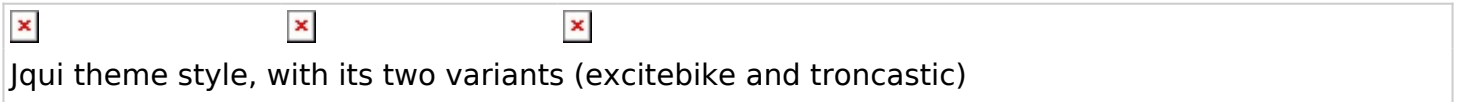
- Jqui
- Fivealive



Jqui theme style based on jquery user interface



Fivealive theme style, with some of its variants



Jqui theme style, with its two variants (excitebike and troncastic)

1.31.1. Skeleton theme for designers

Tiki themes are meant to be used with minimal modification. Add a logo, set the title, and subtitle, etc. and they are very efficient in this.

But what if you want to start from scratch? Say hello to skeleton.css, a theme that serves a base for theme designers that want to build from the ground up!

1.32. Token Access

Token access allows to access the content with superior rights with the presentation of a token. The primary use of this authentication method is to grant temporary access to content to an external service. So, in simple words, it can be explained as "share access with friends".

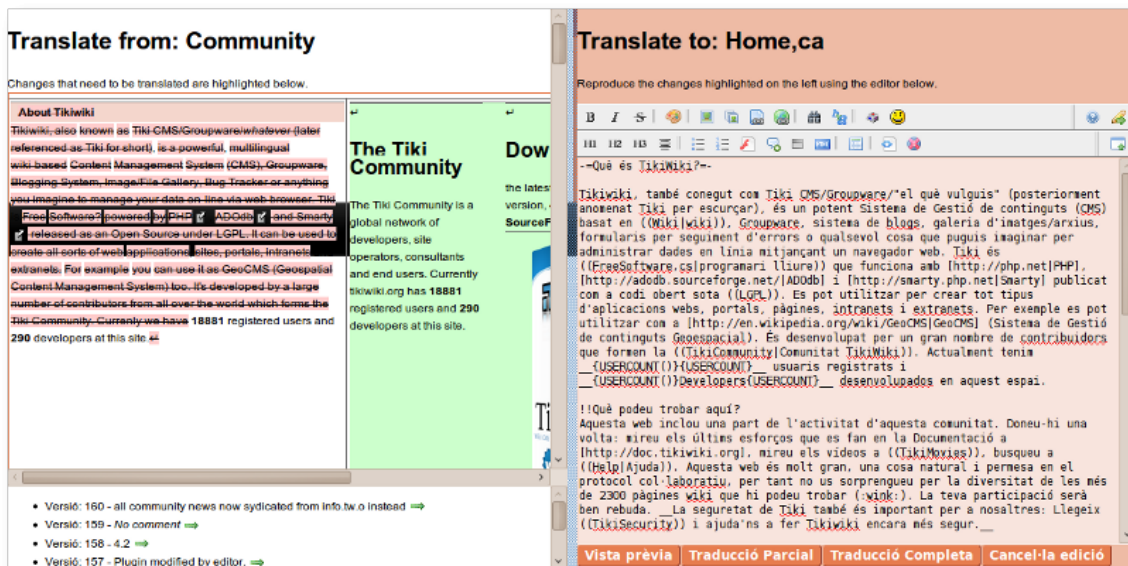
It is also possible to combine with [Tell a friend](#)

1.33. Trackers

- Additional filter in TRACKERLIST: to be able to filter on the value of a field of another item
- Additional filter on status in Tracker field "items list".

1.34. Translation: improved interface

The translation interface has been extended in a dual pane window, where the diff between the source pair of versions is shown in the left, with comments and links for previous versions underneath, and the open wiki page for the page in the target language to be translated to is shown on the right.

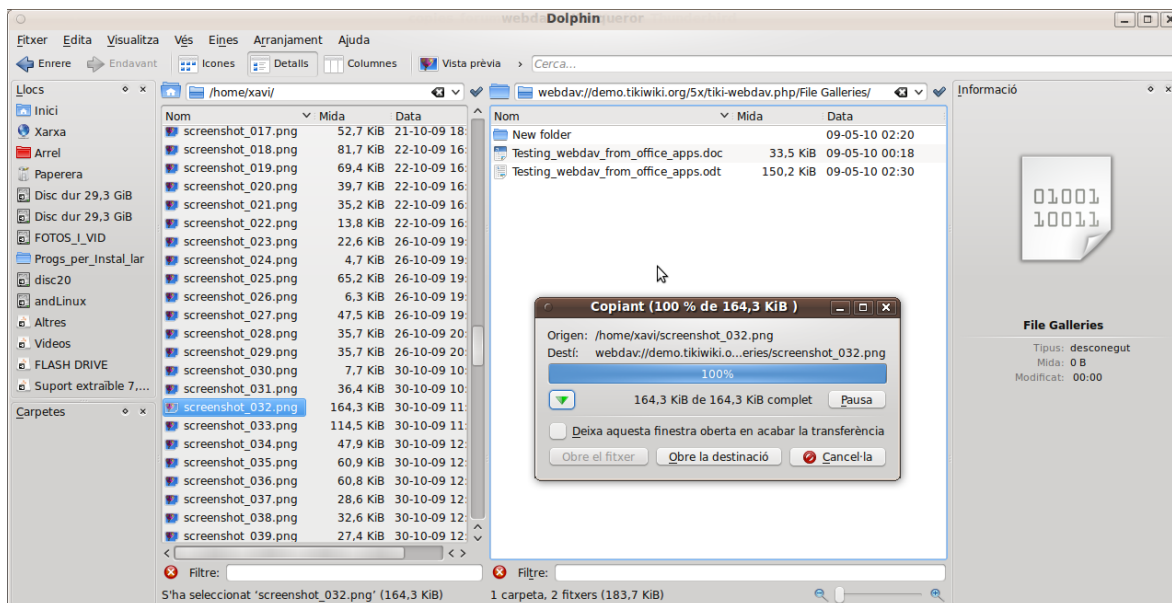


Click to expand to full size

1.35. WebDAV

File Gallery can be accessed with a [WebDAV](#) client, such as Nautilus from Gnome, Konqueror or Dolphin from KDE (GNU/Linux), or the [Open As Webfolder](#) Firefox plugin in MS Windows.

This means also the ability to drag & drop files from your favourite file manager in you desktop computer directly to the webdav-powered file gallery in Tiki. Or re-arranging files in subfodlers, etc. in the Tiki file galleries directly from your favourite file manager desktop application:



Click to expand to full size

1.36. Wiki edit zone

The wiki edit zones (also used in blog/newsletter/articles...) can be resized with draggable resize handles even in browsers not based on webkit like Firefox and derivatives, thanks to JQuery magic.

Pages refering to Tiki5

One page links to [Les nouveautés dans Tiki 5](#)

- [Comment acquérir Tiki](#)

Other links

New in previous releases: [Tiki4](#) | [Tiki3](#) | [Tiki2](#)