

# Profiles Advanced tab






## Overview






Use this tab to specify a Tiki repository URL and data channel



Related Topics  
• [Tiki Profiles](#)




## To Access




From the [Profiles Admin](#) page, click the **Advanced** tab.



| Option  | Description  | Default   |
|---|--|---|
| Automatically approve wiki-plugins on pages installed by profiles | Some wiki-plugins require admin approval before they are executable. If turned on, then all wiki-plugins that are on wiki pages created via profiles are automatically approved.<br> <i>Make sure your profiles are not executable or editable by untrusted users.</i>  | Disabled  |
| Developer mode  | For profiles under an approval workflow, always use the latest version, even if not approved.<br> <i>Make sure you review the profiles you install.</i>   | Disabled  |
| Repository URLs   | List of URLs for the profile repositories that will be used<br> <i>Enter multiple repository URLs, one per line.</i>  | <a href="http://profiles.tiki.org/pr...">http://profiles.tiki.org/pr...</a> |
| <a href="#">Data channels</a>                                     | Data channels are templates that can be applied from a post request. They can be used to automate work on more complex installations.<br> <i>Data channels create a named pipe to run profiles from user space. One channel per line. Each line is comma delimited and contains <b>channel name, domain, profile, allowed groups, (optional) \$profilerequest:input\$ matches to groups.</b></i><br> <i>There are security considerations related to using data channels. Make sure the profile page is controlled by administrators only.</i> | None  |






| Option  | Description  | Default                        |
|---|--|--------------------------------|
| Automatically approve wiki-plugins on pages installed by profiles | Some wiki-plugins require admin approval before they are executable. If turned on, then all wiki-plugins that are on wiki pages created via profiles are automatically approved.<br> <i>Make sure your profiles are not executable or editable by untrusted users.</i>  | Disabled                       |
| Developer mode  | For profiles under an approval workflow, always use the latest version, even if not approved.<br> <i>Make sure you review the profiles you install.</i>   | Disabled                       |
| Repository URLs   | List of URLs for the profile repositories that will be used<br> <i>Enter multiple repository URLs, one per line.</i>  | http://profiles.tiki.org/pr... |
| Data channels   | Data channels are templates that can be applied from a post request. They can be used to automate work on more complex installations.<br> <i>Data channels create a named pipe to run profiles from user space. One channel per line. Each line is comma delimited and contains <b>channel name, domain, profile, allowed groups, (optional) \$profilerequest:input\$ matches to groups.</b></i><br> <i>There are security considerations related to using data channels. Make sure the profile page is controlled by administrators only.</i> | None                           |

| Option  | Description   | Default  |
|---|---|----------|
| Automatically approve wiki-plugins on pages installed by profiles | Some wiki-plugins require admin approval before they are executable. If turned on, then all wiki-plugins that are on wiki pages created via profiles are automatically approved.<br> <i>Make sure your profiles are not executable or editable by untrusted users.</i> | Disabled |
| Developer mode  | For profiles under an approval workflow, always use the latest version, even if not approved.<br> <i>Make sure you review the profiles you install.</i>  | Disabled |

| Option          | Description  | Default                        |
|-----------------|--|--------------------------------|
| Repository URLs | List of URLs for the profile repositories that will be used<br> Enter multiple repository URLs, one per line.   | http://profiles.tiki.org/pr... |
| Data channels   | Data channels are templates that can be applied from a post request. They can be used to automate work on more complex installations.<br> Data channels create a named pipe to run profiles from user space. One channel per line. Each line is comma delimited and contains <b>channel name, domain, profile, allowed groups, (optional) \$profilerequest:input\$ matches to groups.</b><br> There are security considerations related to using data channels. Make sure the profile page is controlled by administrators only. | None                           |

| Option  | Description  | Default                        |
|---|--|--------------------------------|
| Automatically approve wiki-plugins on pages installed by profiles | Some wiki-plugins require admin approval before they are executable. If turned on, then all wiki-plugins that are on wiki pages created via profiles are automatically approved.<br> Make sure your profiles are not executable or editable by untrusted users. | Disabled                       |
| Developer mode  | For profiles under an approval workflow, always use the latest version, even if not approved.<br> Make sure you review the profiles you install.  | Disabled                       |
| Repository URLs   | List of URLs for the profile repositories that will be used<br> Enter multiple repository URLs, one per line.   | http://profiles.tiki.org/pr... |

| Option        | Description   | Default |
|---------------|---|---------|
| Data channels | <p>Data channels are templates that can be applied from a post request. They can be used to automate work on more complex installations.</p> <p> <i>Data channels create a named pipe to run profiles from user space. One channel per line. Each line is comma delimited and contains <b>channel name, domain, profile, allowed groups, (optional) \$profilerequest:input\$ matches to groups.</b></i></p> <p> <i>There are security considerations related to using data channels. Make sure the profile page is controlled by administrators only.</i></p> | None    |

| Option  | Description   | Default                        |
|---|---|--------------------------------|
| Automatically approve wiki-plugins on pages installed by profiles | <p>Some wiki-plugins require admin approval before they are executable. If turned on, then all wiki-plugins that are on wiki pages created via profiles are automatically approved.</p> <p> <i>Make sure your profiles are not executable or editable by untrusted users.</i></p>  | Disabled                       |
| Developer mode  | <p>For profiles under an approval workflow, always use the latest version, even if not approved.</p> <p> <i>Make sure you review the profiles you install.</i></p>   | Disabled                       |
| Repository URLs   | <p>List of URLs for the profile repositories that will be used</p> <p> <i>Enter multiple repository URLs, one per line.</i></p>  | http://profiles.tiki.org/pr... |
| Data channels   | <p>Data channels are templates that can be applied from a post request. They can be used to automate work on more complex installations.</p> <p> <i>Data channels create a named pipe to run profiles from user space. One channel per line. Each line is comma delimited and contains <b>channel name, domain, profile, allowed groups, (optional) \$profilerequest:input\$ matches to groups.</b></i></p> <p> <i>There are security considerations related to using data channels. Make sure the profile page is controlled by administrators only.</i></p> | None                           |