

## Share

Introduced in [Tiki6](#), this feature allows sending messages to [Social Networks](#), as well as internal messages or forum posts to alert on some wiki page in your Tiki site, etc.

## How to use Share

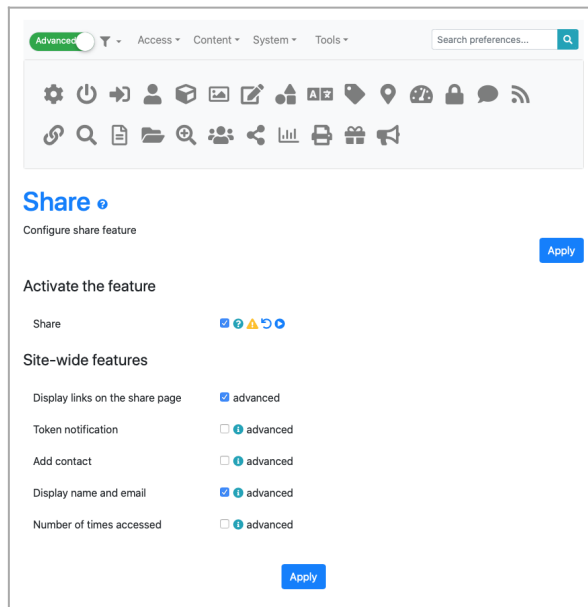
### **Enable the Feature:**

Admin home > Features > Global Features > Additional > Share

## Admin Share

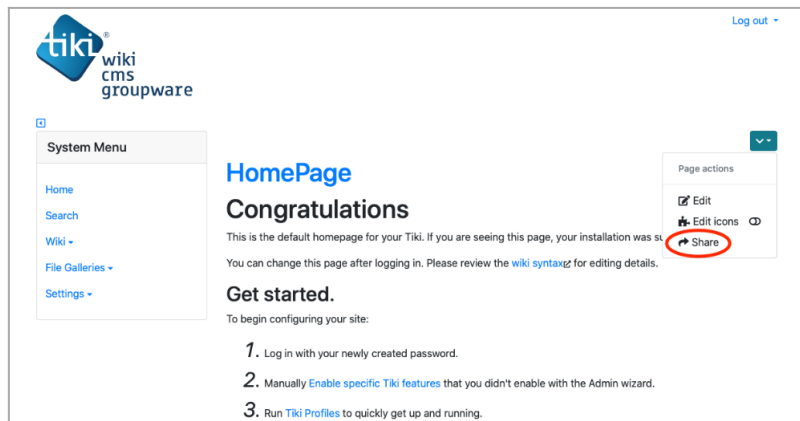
**To access:** Click the **Share** icon  on the [Admin Panel](#)  
or access **<http://example.org/tiki-admin.php?page=share>**

Set it up in the Share admin panel:



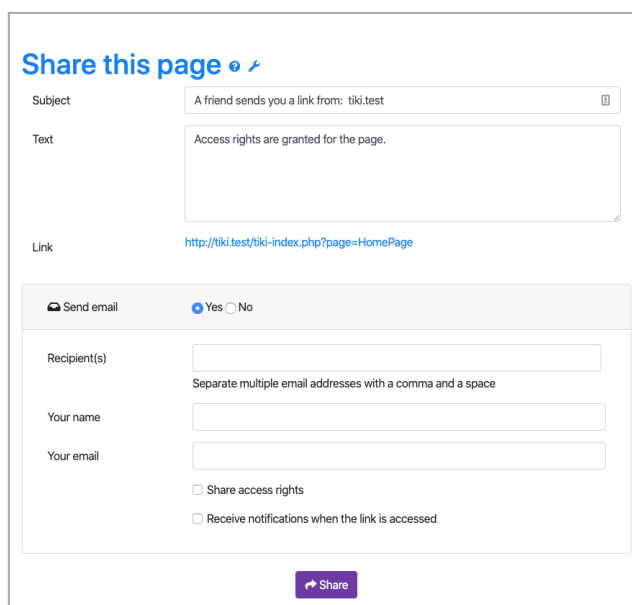
Click to expand

Once enabled the feature, all pages will have a new icon on the top right corner, to allow the user to share this page with others:



Click to expand

Once you click there, you will be offered some options to share the page with, depending on the associated features (internal or related to external social networks) which are already enabled and configured in your site.



Click to expand

## Share with access rights

This feature is useful when sharing content that is not publicly available. The recipients will inherit user's access rights for the shared resource only.

Preferences required: `auth_token_access` and `auth_token_share`.

Related:

- [Social Networks](#)
- [Tell a friend](#)
- [PluginShareThis](#)