

TikiTests

This feature allows the user to record a web session and to replay it. On replay the pages will be compared to see if some changes occurred in between.

How to use Feature

Enable the Feature:

Settings > Control Panels > Features > Page > Admin features > TikiTests

After enabling the feature you need to affect permission to use the TikiTests to groups of users.

- Minimum **PHP5 required**.
- **PHP module tidy needed**: You will need the tidy module for PHP to validate the HTML and to detect Validation errors. If you don't have the php tidy module installed TikiTests falls back to using HTMLPurifier to clean the HTML, but the validation errors and warning will not be available.
- Need **PECL http** or **PHP cURL** extension for replay functionality. Recording can be done without these. Test for HTTP extension is done before cURL test.

TikiTests Record Configuration

Notice

PECL HTTP and cURL extension not present. Replay of the TikiTest will not be possible.

List TikiTests

Create a TikiTest

File Name:

Use Current Session/Logout

Start Recording Test

Requirement : you need PHP5 ! I will try to make it work for php4 but it is not very high on my list.

Permissions

Permission	Description
<i>tiki_p_admin_tikittests</i>	Allow to Administer the TikiTests
<i>tiki_p_edit_tikittests</i>	Allow to Edit TikiTests
<i>tiki_p_play_tikittests</i>	Allow to Replay TikiTests

Module

You can have quick links to TikiTests by adding the tikitests module to your modules list. Go to the Modules admin page and add it. This will allow you to see links to list tests, or to create new test.

Recording a Test

If you have added the TikiTests module to your side/top bar then click on the link 'Create a TikiTest', else go to [tiki_tests/tiki-tests_record.php](#).

You have to enter the name of the test, it is the name of the XML file that will hold all the recorded informations. This file will be in [tiki_tests/tests/.xml](#).

You can check the checkbox 'Use Current Session' if you don't want that TikiTest log you out before the recording starts. If you don't check the box you will logout and you will record a full session with login and navigation.

Once you press the button 'Start Recording the Test' you will see a top bar that allows you to :

- pause the test, so you can navigate without recording
- resume the test if you have paused it
- stop the test and go to the Edit page. Once on this page the recording stops

TikiTest Trial Recording to pause press the pause button  



Find in Entire Site 

Go

<p style="text-align: center;">Menu</p> <ul style="list-style-type: none"> Home Search Contact us 	<h2 style="margin: 0;"><u>HomePage</u></h2> <div style="text-align: right;">     </div>	<p style="text-align: center;">Login</p> <p>Logged in as: <u>admin</u></p> <p style="text-align: center;">Logout</p>
--	---	---







You can see the list of tests created with 'tiki-tests_list.php' :

TikiTests List

Notice
cURL extension present

[List TikiTests](#) [Create a TikiTest](#)


Page: 1/1
1

File Name	Actions
Trial.xml	  
Trial2.xml	  

Page: 1/1
1

Edit a TikiTest

To edit a TikiTest go to the TikiTests list and select 'Edit'.



TikiTest: Trial.xml

Notice

cURL extension present

List TikiTests

Create a TikiTest

Replay the TikiTest

Options

- Summary mode
- Show Page Differences
- Show Tidy Errors and Warnings
- Show POST Data
- Use Current Session/Logout

Refresh

Recorded Links

Request: POST http://localhost/tiki20svn/tiki_tests/tiki-tests_list.php?action=Remove&filename=Trial.xml

Element to compare (Xpath expression):
 Test Xpath Expression

Delete this link:

Request: GET http://localhost/tiki20svn/tiki_tests/tiki-tests_record.php

Element to compare (Xpath expression):
 Test Xpath Expression

Delete this link:

Request: POST http://localhost/tiki20svn/tiki_tests/tiki-tests_record.php

Element to compare (Xpath expression):
 Test Xpath Expression

Delete this link:

Request: GET <http://localhost/tiki20svn/tiki-logout.php>

Element to compare (Xpath expression):
 Test Xpath Expression

Delete this link:

Request: GET <http://localhost/tiki20svn/tiki-index.php>

Element to compare (Xpath expression):
 Test Xpath Expression

Delete this link:

You will see all the URL recorded, you will be able to :

- edit the options of the test :
 - Summary mode : display only success or failure of the test
 - Show Page Differences : show the difference in HTML code using HTMLDiff
 - Show Tidy Errors and Warnings : show the warning and error in HTML validation
 - Show POST Data : shows the data in the post section
 - Use Current Session/Logout : Use the current session for recording/replay instead of logging out first
- edit the Xpath Expression to compare the recorded and replayed content, you will be able to see what is compared by clicking on 'Test Xpath Expression'

Xpath expression

To have a full xpath syntax reference please consult the page <http://www.w3.org/TR/xpath> on the W3C web site.

As an example :

```
//div[@id='tiki-center']
```

select all the div from the page where the attribute 'id' is equal to 'tiki-center'

Replay a TikiTest

To Replay a TikiTest go to the TikiTests list and select replay.

You will have the chance to modify the options of the tests :

- Summary mode : display only success or failure of the test
- Show Page Differences : show the difference in HTML code using HTMLDiff
- Show Tidy Errors and Warnings : show the warning and error in HTML validation
- Show POST Data : shows the data in the post section
- Use Current Session/Logout : Use the current session for recording/replay instead of logging out first

Then Click on 'Replay', wait for the test to be done.

At the end you will be presented with the results of the test URL by URL.

Do you know how to improve this page?

Help us to improve the [All the Documentation](#). Edit this page after you've read the [Welcome Authors](#) guidelines.

Developer Notes

This feature is in early development stage. It works for me, but bugs may be here !

Please report bugs or add developer notes at <http://dev.tiki.org/TikiTests>

Developers Contact

Stéphane Casset