

# Time and Memory Limits tab

Related Topics









## Overview

Use this tab to configure the Tiki options that may affect your overall performance.

- [Performance](#)

## To Access

From the [Performance Admin Panel](#) page, click the **Time and Memory Limits** tab.

Option	Description	Default
<a href="#">PHP execution memory limit</a>	Temporarily adjust the memory limit to use during PHP execution. Depending on the volume of data, some large operations require more memory. Increasing it locally, per operation, allows to keep a lower memory limit globally. Keep in mind that memory usage is still limited to what is available on the server.  <i>for example 256M, currently is 160M</i>	None
<a href="#">PHP execution time limit</a>	Temporarily adjust the time limit to use during PHP execution. Depending on the volume of data, some requests may take longer. Increase the time limit locally to resolve the issue. Use reasonable values.  <i>for example 30 seconds, currently is 30 seconds</i>	None
<a href="#">Tracker item export memory limit</a>	Temporarily adjust the memory limit to use during Tracker item export. Depending on the volume of data, some large operations require more memory. Increasing it locally, per operation, allows to keep a lower memory limit globally. Keep in mind that memory usage is still limited to what is available on the server.  <i>for example: 256M</i>	None
<a href="#">Tracker item export time limit</a>	Temporarily adjust the time limit to use during Tracker item export. Depending on the volume of data, some requests may take longer. Increase the time limit locally to resolve the issue. Use reasonable values.  <i>for example: 30</i>	None
<a href="#">Tracker clear time limit</a>	Temporarily adjust the time limit to use during Tracker clear. Depending on the volume of data, some requests may take longer. Increase the time limit locally to resolve the issue. Use reasonable values.  <i>for example: 30</i>	None
<a href="#">Printing to PDF memory limit</a>	Temporarily adjust the memory limit to use during Printing to PDF. Depending on the volume of data, some large operations require more memory. Increasing it locally, per operation, allows to keep a lower memory limit globally. Keep in mind that memory usage is still limited to what is available on the server.  <i>for example: 256M</i>	None
<a href="#">Printing to PDF time limit</a>	Temporarily adjust the time limit to use during Printing to PDF. Depending on the volume of data, some requests may take longer. Increase the time limit locally to resolve the issue. Use reasonable values.  <i>for example: 30</i>	None
<a href="#">Search index rebuild memory limit</a>	Temporarily adjust the memory limit to use during Search index rebuild. Depending on the volume of data, some large operations require more memory. Increasing it locally, per operation, allows to keep a lower memory limit globally. Keep in mind that memory usage is still limited to what is available on the server.  <i>for example: 256M</i>	None

Option	Description	Default
Search index rebuild time limit	Temporarily adjust the time limit to use during Search index rebuild. Depending on the volume of data, some requests may take longer. Increase the time limit locally to resolve the issue. Use reasonable values. 👉 <i>for example: 30</i>	None
Security check time limit	Temporarily adjust the time limit to use during Security check. Depending on the volume of data, some requests may take longer. Increase the time limit locally to resolve the issue. Use reasonable values. 👉 <i>time allocated to check all tiki files on tiki-admin_security.php</i>	60 seconds